

General Knowledge

1



Punjab Curriculum and
Textbook Board, Lahore



All rights reserved with the **Punjab Curriculum and Textbook Board, Lahore.**

No part of this book can be copied, translated, reproduced or used for preparation of test papers, guide books, key notes, helping books, etc.

AUTHORS

- **Sibte Hassan**, Sr. Subject Specialist,
Punjab Curriculum & Textbook Board, Lahore
- **Atta Dastgeer**, Subject Specialist,
Punjab Curriculum & Textbook Board, Lahore
- **Mehar Safdar Waleed**, Subject Specialist,
Punjab Curriculum & Textbook Board, Lahore
- **Abdul Rauf Zahid**, Subject Specialist,
Punjab Curriculum & Textbook Board, Lahore
- **Shahzad Mehmood Ali**, Subject Specialist,
Punjab Curriculum & Textbook Board, Lahore
- **Qaiser Saleem**, Subject Specialist,
Punjab Curriculum & Textbook Board, Lahore
- **Muhammad Anwar Sajid**, Subject Specialist,
Punjab Curriculum & Textbook Board, Lahore

Review Committee

- **Prof. Dr Abid Zia**, Ex. Vice Principal,
Govt. College of Science, Wahdat Road, Lahore
- **Prof. Rehmanullah Ch.** Ex. Professor (Pol. Sc.)
Govt. College, Civil Lines, Lahore
- **Hafiz Muhammad Arshad**, Head of Department,
The Punjab School, Township, Lahore
- **Muhammad Nadeem Asghar**, Subject Specialist (Biology),
Directorate of Staff Development, Wahdat Colony, Lahore

Editors

- **Dr. Saman Jamil**,
Sr. Subject Specialist,
Punjab Curriculum & Textbook
Board, Lahore
- **Ghufran Ahmad Asif**,
Subject Specialist,
Punjab Curriculum & Textbook
Board, Lahore

Review Committee for NOC

- **Prof. Dr Abdul Rauf Shakoori**, Director School of Biological Sciences, Punjab University, Lahore
- **Muhammad Shakoor**, Principal (Rtd.), Crescent Model Higher Secondary School, Shadman, Lahore
- **Zafar Mehdi Zafar**, Senior Science Teacher (Rtd.), DPS, Model Town, Lahore

Director (Manuscripts)

• Mrs. Nisar Qamar

Deputy Director (Graphics)/Artist


• Aisha Waheed

Supervision

• Muhammad Anwar Sajid,
SS (General Science), PCTB, Lahore

Composing and Layout Designing

• Hafiz Inam-ul-Haq • Kamran Afzal




PREFACE

This book (General Knowledge-1) is prepared in the light of the students' learning outcomes of curriculum 2006 prioritized for the textbook. Before printing, the manuscript of this book was thoroughly reviewed by a committee of well known experts to seek its valuable recommendations which have been duly incorporated in the book. On finding the manuscript fully aligned with the curriculum 2006, the Review Committee Recommended it for its printing and publication. The competent authority granted approval for its publication.


The team of authors involved in the development of this book developed the lesson plans also. Further, the feedback was collected from the students, teachers during the pre-testing process. The valuable outcome of the feedback was incorporated. As there is always a room for improvement, we cordially invite the valuable suggestions for improvement of the text of this book.

(Authors)



CONTENTS

Sr. No.	CONTENT	Page No.	Sr. No.	CONTENT	Page No.
1	Allah Almighty is One	1	13	School	28
2	Ambiya-e-Karam ﷺ	4	14	Health	30
3	Hazrat Muhammad (ﷺ)	6	15	Shop/Market	34
4	Holy Books	8	16	Transportation	39
5	Salah (Prayer)	9	17	Good Manners	43
6	Ta'awwuz, Tasmiyah, Kalimah Tayyibah	11	18	Plants and Animals	45
7	My Introduction	13	19	Objects Around Us	51
8	My Body	15	20	The Earth	56
9	Cleanliness	19	21	Sky	57
10	My Family	21	22	Weather	58
11	Our Food	23	23	Seasons	59
12	Games	26			




Chapter 1

ALLAH ALMIGHTY IS ONE


Allah Almighty is One. He is our Creator. He has created the Earth and the sky. Allah Almighty has created delicious fruits for us. Allah Almighty created beautiful flowers, shining stars and the Moon. Everything of the world is made by Allah Almighty. We worship Allah Almighty only.



Allah Almighty has made the sky and the Earth.



Allah Almighty has
created day.



Allah Almighty has
created night.




Birds and animals are
created by Allah Almighty.



Allah Almighty has
created human being.



All fruits are created by
Allah Almighty.



Flowers are created by
Allah Almighty.

Activity

1. Name the things which are seen in the sky at night.
2. Name some fruits and vegetables which are produced in summer season.
3. Collect pictures of various flowers and paste them in the boxes given below:

Chapter 2

AMBIYA-E-KARAM ﷺ

Allah Almighty sent many Ambiya / Rasool / to guide human beings. These Rasool conveyed the message of Allah Almighty to human beings. They taught the people to do good deeds and avoid bad deeds.

Names of some Ambiya (ﷺ) are given below:

1. Hazrat Adam (ﷺ)

He was the first Nabi of Allah Almighty. He was the first human being who came on the Earth. He is also called the father of human beings.

2. Hazrat Ibrahim (ﷺ)

He was the Khalil of Allah Almighty. Khalil means friend. He is called the Forefather of the Ambiya (ﷺ). His sons Hazrat Ismail (ﷺ) and Hazrat Ishaq (ﷺ) were also Ambiya (ﷺ).

3. Hazrat Musa (ﷺ)

He was the Rasool of Bani Israel. He used to talk with Allah Almighty.

4. Hazrat Isa (ﷺ)

He had a "Miracle" to make dead persons alive.

5. Hazrat Muhammad (ﷺ)

Hazrat Muhammad (ﷺ) is the last Rasool of Allah Almighty. No Rasool / Nabi will come after Hazrat Muhammad (ﷺ).

Activity-1

Answer these questions.

1. Tell the name of the first Nabi of Allah Almighty.
2. Which Rasool was Khalil of Allah Almighty?
3. Tell the name of the last Rasool of Allah Almighty.

Activity-2

Fill in the blanks with the words given below.

human being

son

Rasool

last

1. Hazrat Muhammad (ﷺ) is the _____ Rasool of Allah Almighty.
2. Hazrat Musa (عليه السلام) was the _____ of Bani Israil.
3. Hazrat Ibrahim's (عليه السلام) _____ Hazrat Ismail (عليه السلام) was also a Rasool.
4. Hazrat Adam (عليه السلام) was the first _____ who came on the Earth.

Instructions for teachers and parents

Tell the children that many Ambiya (عليهم السلام) came to teach good things. They taught the people that Allah is One. We should worship Him. We should live loving each other. We should not tease anyone.

Chapter 3

HAZRAT MUHAMMAD (ﷺ)

Hazrat Muhammad (ﷺ) is the last Rasool of Allah Almighty. He (ﷺ) was born in the holy city of Makkah Mukarrama. His (ﷺ) father's name was Hazrat Abdullah. Hazrat Abdullah died before the birth of Hazrat Muhammad (ﷺ). His (ﷺ) mother's name was Hazrat Aaminah. His (ﷺ) grandfather Hazrat Abd-ul-Muttalib gave him (ﷺ) the name "Muhammad". He (ﷺ) declared his (ﷺ) Nabuwwat at the age of forty. The last Holy Book of Allah Almighty Quran-e-Majeed was revealed on him (ﷺ).

He (ﷺ) always spoke truth and he (ﷺ) was very honest. People of Makkah Mukarrama called him (ﷺ) "Sadiq and Ameen". He (ﷺ) lived for 63 years.

His (ﷺ) tomb is in Madina Munawwara.

Hazrat Muhammad (ﷺ) used to love children. When he (ﷺ) heard any child weeping during the Salah he (ﷺ) shortened Salah. He (ﷺ) loved his grandsons Hazrat Hassan (رضي الله عنه) and Hazrat Hussain (رضي الله عنه) too much. Once when he (ﷺ) was saying his (ﷺ) Salah, he (ﷺ) performed sajdah, his (ﷺ) grandson sat on his (ﷺ) back. His (ﷺ) grandson was a child at that time. He (ﷺ) remained in Sajdah until his (ﷺ) grandson left his (ﷺ) back.



Instructions for teachers and parents

Whenever you say or hear the name of Hazrat Muhammad always say: ﷺ

Activity

Answer these questions.

1. In which city Hazrat Muhammad (ﷺ) was born?
2. What is the name of the last Holy Book of Allah Almighty?
3. Where is the tomb of Hazrat Muhammad (ﷺ)?
4. What name was given to him (ﷺ) by the people of Makkah Mukarrama?

Activity-2

Fill in the blanks with the words given below.

forty

Hazrat Aaminah

children

1. The name of his (ﷺ) mother was _____
2. He (ﷺ) declared his Nabuwwat at the age of _____ years.
3. He (ﷺ) loved _____ too much.

Chapter 4

HOLY BOOKS

Allah Almighty revealed some books on His different Rosul. These books are called Holy Books. The names of these Holy Books are as under:

1. **Turah** (تورات): It was revealed on Hazrat Musa (عليه السلام).
2. **Zabur** (زبور): It was revealed on Hazrat Daud (عليه السلام).
3. **Gospel** (انجيل): It was revealed on Hazrat Isa (عليه السلام).
4. **Holy Quran** (قرآن مجيد): It was revealed on the last Rasool Hazrat Muhammad (ﷺ). The Muslims respect all the Holy Books and believe that these are true.



Activity


Connect the names of Rasool with their books:

Hazrat Muhammad (ﷺ)	Turah
Hazrat Daud (عليه السلام)	Gospel
Hazrat Isa (عليه السلام)	Zabur
Hazrat Musa (عليه السلام)	Holy Quran

Chapter 5

SALAH (Prayer)

Allah Almighty has created variety of things for us. We should say thanks to Allah Almighty. We worship Allah Almighty to pay thanks. Salah (Prayer) is a procedure of worship. We say salah five times a day. It is obligatory to become neat and clean before saying the salah. Ablution is performed for cleanliness.



Masjid-e-Nabwi

Names of Salah (prayers)

Fajr

Zohar

Assar

Maghrib

Isha

The Muslims offer Salah five times a day. "Azan" is said before every Salah to call people in the Masjid.



Faisal Masjid

Instructions for teachers and parents

Inform the children about other religions also.

People of other religions also go to their places of worship. We should respect the places of worship of other religions.



The Hindus worship
in the Temple.



The Christians
worship in the Church.



The Sikhs worship
in the Gurdwara.

Activity-1

Answer these questions.

1. How many Salah we offer in a day? Tell their names.
2. Where do the Muslims offer their Salah?
3. Where do the Hindus worship?
4. Where do the Sikhs worship?

Activity-2

Fill in the blanks with the words given below.

Church

Worship

Ablution

1. _____ is a way to recall Allah Almighty.
2. _____ is performed before Salah.
3. The Christians worship in the _____.

Chapter 6

Ta'awwuz, Tasmiyah, Kalimah Tayyibah

Ta'awwuz

أَعُوذُ بِاللَّهِ مِنَ الشَّيْطَانِ الرَّجِيمِ ۝

I seek refuge of Allah from devil, the condemned.

Tasmiyah

بِسْمِ اللَّهِ الرَّحْمَنِ الرَّحِيمِ ۝

In the name of Allah the most Gracious the most Merciful.

Kalimah Tayyibah

لَا إِلَهَ إِلَّا اللَّهُ مُحَمَّدٌ رَّسُولُ اللَّهِ ۝

There is no god but Allah,
Hazrat Muhammad (ﷺ) is the Rasool of Allah.

Instructions for teachers and parents

Make the child memorize Ta'awwuz, Tasmiyah and Kalimah Tayyibah. Explain their translation and also tell them to recite Tasmiyah before performing every deed.

Activity-1

Connect correctly the words of one box with the corresponding box.

Ta'awwuz

بِسْمِ اللَّهِ الرَّحْمَنِ الرَّحِيمِ

Tasmiyah

لَا إِلَهَ إِلَّا اللَّهُ مُحَمَّدٌ رَّسُولُ اللَّهِ

Kalimah Tayyibah

أَعُوذُ بِاللَّهِ مِنَ الشَّيْطَانِ الرَّجِيمِ

Activity-2

1. Tell Ta'awwuz and its translation.
2. Tell Tasmiyah and its translation.
3. Tell Kalimah Tayyibah and its translation.

Chapter 7

MY INTRODUCTION

My name is _____. My father's name is _____.
My age is _____ years. My mother's name is _____.
I am in class one. I have a younger brother. We get up early in the morning. My mother prepares breakfast for us.
I always speak the truth. I respect my elders. I like to play football. I like to eat fruit.

My good habits



Studying together



Playing together

Others' good habits



Standing in a queue



Kindness to animals

Activity

Write your age in the blanks with the help of your parents.

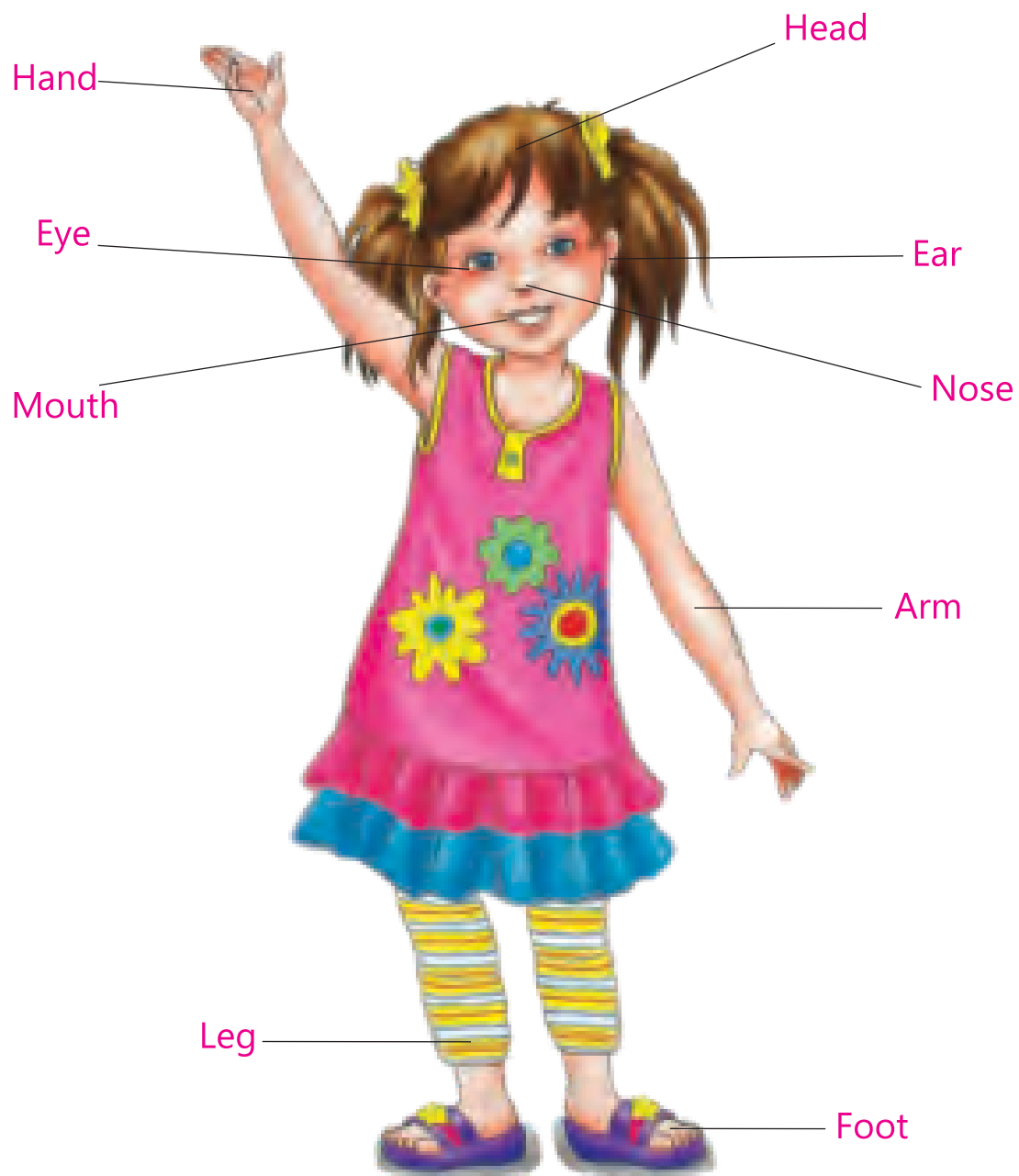
1. I was born _____ years ago.
2. I started walking at the age of _____ years.
3. I started speaking at the age of _____ years.
4. I started going to school at age of _____ years.
5. Now I am in class one. My age is _____ years.

Guidelines for teachers

Guide the children to introduce themselves one by one in the classroom.

Chapter
8

MY BODY





How do we come to know about the things?



I see things with my eyes. I smell flowers with my nose. I taste things with my tongue. I feel things with my hands. I hear sounds with my ears.

Activity-1

Match the words with the pictures.

to see




to hear




to taste



to touch



to smell



Activity-2

For this activity, teacher will arrange certain things of different tastes like lemon, salt and sugar.

Put different things one by one on your tongue as per teacher's instructions and tell their tastes.



Activity-3

Your teacher will bring cotton or wool and a brick in the classroom. Touch these things with your hand and tell which is soft and which is hard.




Instructions for teachers and parents

Tell the students about senses and their relevant body parts.


Chapter 9

CLEANLINESS


Keeping ourselves clean is called cleanliness. We wash our hands with soap. We keep our clothes clean. We brush our teeth daily to keep them clean. We comb our hair to keep them clean. We should take a bath daily. We get rid of dirt from nails by trimming them. We should also keep our homes and surrounding clean. If we do not keep ourselves clean, we will become ill. If we have good health, we will take interest in our studies.




Brushing teeth



Wearing neat and
clean clothes



Trimming nails



Combing hair

Activity

Fill in the blanks with the words given below.

brush

soap

dirt

health

clean

1. Keep your clothes _____.
2. Clean your teeth with _____.
3. Cleanliness gives us good _____.
4. Diseases are spread by _____.
5. Wash your hands with _____ before taking meal.

Instructions for teachers and parents

Tell the students about the importance of cleanliness for health.

Chapter 10

MY FAMILY



My home is in a city, where I live with my father, mother, brother and sister. My grandfather and grandmother live in a village near the city. Whenever they come to our house, they bring eatables from village. We also go to village to spend our holidays. Our paternal uncle and maternal uncle also live in the village. We play with our cousins. We love our family members.

Instructions for teachers and parents

1. Ask the children about the names of their family members.
2. How to respect elders? Explain with examples.

Activity-1

Match the close relationship.

Mother of mother
Elder brother of father
Sister of mother
Brother of mother
Sister of father
Younger brother of father
Mother's father

Maternal grandfather
Paternal uncle
Maternal grandmother
Maternal aunt
Maternal uncle
Paternal uncle
Paternal aunt

Activity-2

Fill in the blanks with the words given below.

order

love

respect

1. I _____ my mother.
2. I obey the _____ of my paternal uncle.
3. It is our duty to _____ elders.

Chapter 11

OUR FOOD



We need food to stay alive. We take breakfast in the morning. In the breakfast, we eat paratha with egg and drink milk.


We take our lunch in the afternoon after coming back from our school. We like vegetables and meat in lunch. We eat rice and pulses in dinner. We often take fruit after taking meal.

Our mother makes delicious foods of different kinds. She advises us to take food slowly by chewing it properly. She also advises for taking meal by sitting and not to talk while eating. We should wash hands before and after taking meal. Before starting meal, we should say بِسْمِ اللَّهِ الرَّحْمَنِ الرَّحِيمِ . After finishing meal, we should say الْحَمْدُ لِلَّهِ .


Activity-1

Answer the following questions:

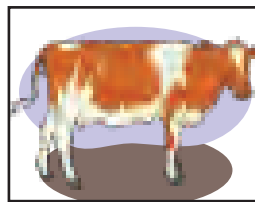
1. Why do we wash our hands before and after taking meal?
2. Which animal's meat do you like?




hen



goat



cow




fish

Activity-2


Tick (✓) your favourite vegetables.



Potato



Cauliflower




Brinjal




Carrot



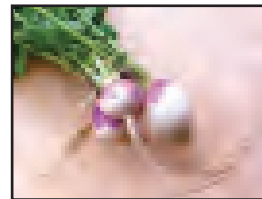
Spinach



Pea




Bittergourd




Turnip

Activity-3


Tick (✓) your favourite fruit.



Mango




Pomegranate



Apple



Melon




Grapes



Banana



Guava



Tomato



Dates


Instructions for teachers and parents

Tell the students about the importance of food.

Chapter 12

GAMES

As soon as the bell for break rang, we came out of our classroom. All the students reached the playground. In the ground, there are many places to play. Some students started playing cricket, some started playing hockey and some got busy in playing football. There is a badminton net in one corner of the playground. I started playing badminton with Ali. Our friends were playing basketball. When we heard the bell ring again, we stopped playing and came back to classroom.




Football



Hockey



Cricket



Badminton



Basketball

Activity

Tick (✓) the correct answer.

1. In which game do we use bat?

Football

Cricket

Badminton

2. In which game do we use net?

Badminton

Cricket

Football

3. In which game do we throw the ball in the goal?

Basketball

Cricket


Hockey

Instructions for teachers and parents

1. Tell the students about the players of different games.
2. Tell the students about the importance of sports.
3. Introduce basic principles of the sports like:
Wait for turn, obey the umpire and accept with open heart whether you lose or win the game.

Chapter 13

SCHOOL



I study in a school near my home. Our school is very beautiful. There are eight classrooms and a playground in the school. There are flowers and trees in the school. There is a library in the school. Students use library for reading books. There are ten teachers in our school. There is a gardener who looks after the plants. The headmaster controls all the school activities. We respect our teachers and other staff.

Assembly is conducted in the morning. Then we go to classrooms for reading and learning. Our teachers teach us with great love. We play in the playground during the break. Then we come back to our classrooms. We go to home when school is closed.



Classroom



Library

Activity

Answer the following questions:

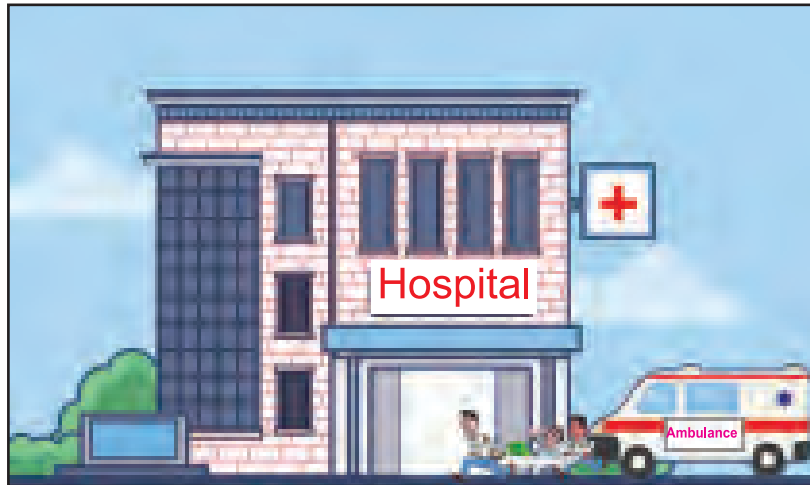
1. Who teaches you in the school?
2. Who takes care of plants in the school?
3. Who controls all the school activities?

Instructions for teachers and parents

1. Tell the students about classroom manners.
2. Tell them about the importance of neat and clean dress and well mannered talk.

Chapter 14

HEALTH




Allah Almighty has blessed us with good health. We should take care of cleanliness. If we don't take care of cleanliness, we shall become ill. When we become ill, we go to nearby dispensary or hospital. In the hospital or dispensary, doctors and nurses treat and take care of us. Some common diseases are:




1. cough
2. measles
3. malaria

Some diseases are caused by germs. These germs are present on different things. When we touch these things, germs stick to our hands. When we eat without washing hands, the germs enter our body and cause diseases.

We should take care of the following to keep us healthy.



Trash litter.



Take a bath daily.



Keep the hair clean.



Wash hands with soap.



Always use clean and fresh eatables.



Keep your teeth clean.

Instructions for teachers and parents

1. Tell the students about their nearby hospital or dispensary.
2. Tell a story about taking a patient to the hospital.
3. Tell the students about the causes of diseases.

Activity-1

Fill in the blanks with the words given below.

germs

Doctor

cleanliness

disease

1. _____ cures the patients in hospital.
2. Diseases are spread by _____.
3. Cough is a _____.
4. We should take care of _____.


Activity-2

Tick (✓) the good habits for keeping us healthy.

- | | | |
|----|---------------------------------------|--------------------------|
| 1- | Washing hands before eating. | <input type="checkbox"/> |
| 2- | Eating things in the market. | <input type="checkbox"/> |
| 3- | Combing the hair. | <input type="checkbox"/> |
| 4- | Taking a bath daily. | <input type="checkbox"/> |
| 5- | Not to throw litter in the trash bin. | <input type="checkbox"/> |

Chapter 15

SHOP/MARKET




Shop is a place where things are sold. We cannot purchase everything from one shop. There are different shops in a market. People can get all the things of their daily use from the market. Shopkeepers display price lists of different items.




Different shops in a market.


Different kinds of shops




Bakery



Meat shop



Book shop



Medical store




Fruit shop



Cloth shop



Toy shop



General store

Instructions for teachers and parents

Parents should take the children to market with them. They should keep them close while purchasing things so that they can get awareness about the prices of different things.

Activity-1

Match the things with the relevant shops.

Bread, Eggs
Pulses
Medicine
Pencil

Medical store
Stationery
Bakery
General store

Activity-2

Fill in the blanks with the words given below.

list

Things

shop

1. _____ of daily use are sold in a shop.
2. Shopkeepers display price _____ of different items .
3. There is a _____ in every neighborhood.

Activity-3

Find out the prices of following items from the list displayed at your area shop and write in the boxes given below.

Sugar 1kg	Rs. <input type="text"/>
Flour 1kg	Rs. <input type="text"/>
Ghee 1Kg	Rs. <input type="text"/>
Pulses (chana) 1kg	Rs. <input type="text"/>
Salt 1kg	Rs. <input type="text"/>
Potato 1kg	Rs. <input type="text"/>
Onion 1kg	Rs. <input type="text"/>

Chapter 16

TRANSPORTATION

We use different kinds of vehicles to move from one place to another. For short distances, bicycle and horse-cart are used. For long distances, big vehicles, e.g., motorcycle, car, bus, train, aeroplane, ship, etc., are used.




Bicycle



Horse-cart




Car



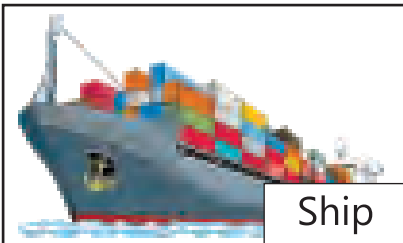
Motorcycle



Train



Bus



Ship



Aeroplane



Buses stop at the bus stop.



Train stops at the railway station.



Aeroplanes fly and land at the airport.





Ships arrive at the harbour.

Instructions for teachers and parents

1. Tell the students about different means of transportation with the help of pictures and charts.
2. Also tell them about the places of arrival and departure of different means of transportation.

Activity-1

Get the pictures of two fast moving means of transportation from newspapers or magazines and paste them in the spaces given below.



Activity-2

Get the pictures of two slow moving means of transportation from newspapers or magazines and paste them in the spaces given below.





Good manners means polite dealing with others. We should always work honestly. We should always speak the truth. We should speak softly with others. We should greet each other with Asslam-o-Alaikum. Some people say hello and good morning.

If we need something from someone or to seek permission we should start with "kindly / please". The same way we should thank others.

Characteristics of a gentleman:

- | | |
|---------------------------|------------------------|
| 1- To speak the truth. | 2- Hate to tell a lie. |
| 3- To love others. | 4- To work honestly. |
| 5- To respect others. | 6- To help neighbours. |
| 7- To respect the elders. | 8- To be sympathetic. |

Our Holy Rasool Hazrat Muhammad (ﷺ) had all these characteristics.

Activity

1. What should we say while receiving something from others?
2. What should we say when we meet some one?
3. How the parents treat their children?

Instructions for teachers and parents

Try to develop good habits in students so that they may come up as good Muslims and human being.

Chapter 18

PLANTS AND ANIMALS

Plants

We see many kinds of plants around us. Leaves of different plants are different in shape and size. Some plants are tall, some are small and some are of medium size. Tall plants are called trees. Some plants need support of other plants or walls for their growth. Such plants are called creepers. We get fruit, vegetables, wood and oxygen from plants.




Instructions for teachers and parents

Ask the children to point out trees, grass and creeping plants in the picture.


Benefits of plants




Birds make their nests
in the trees.



Trees also provide us shade.




Many animals live in trees.



Trees and plants give
us fruit.

Animals

We see many kinds of animals around us. Some animals live in water and some on land. Birds fly in the air. Insects live in or above the soil. Some animals eat grass. Some animals eat insects. We get milk, meat and eggs from animals. Buffalo, cow, goat and female camel give us milk and meat. Hen gives us meat and eggs. Some animals like horse, camel, donkey and mule are used for riding. These animals are also used for transport of goods from one place to another.



Some animals live in the forest.




Some animals give us milk.



Some animals live in water.

Some animals like dog, cat, hen, pigeon, etc., can be kept in homes. Such animals are called pet animals.



Activity-1

Encircle the animals that fly in the air.

Cat

Sparrow

Parrot

Tortoise

Crow

Squirrel

Encircle the pet animals.

Horse

Parrot

Cat

Lion

Dog

Crow

Nightingale

Activity-2

Separate land animals from those which live in water.

Elephant

Monkey

Fish

Dog

Cat

Frog

Crocodile


Tortoise

Land animals

Animals living in water

Chapter 19

OBJECTS AROUND US




The house of my friend Iqbal is in front of my house. There is a market near my house. There are many shops in the market. We buy many things from these shops. My school is also near my house.

► Different objects have different shapes.




- Some objects are big and some are small.

Big




Small



- Some objects are smooth and some are rough.

Smooth



Rough




- Some objects are hard and some are soft

Hard



Soft




► Some objects are heavy and some are light.




Many objects produce sound.

Sounds are produced by different ways.

► By beating



► By blowing



► By shaking




► By plucking



Objects can be seen in light at daytime. At night we need light to see the objects.



To see the things
in day light



To see the things
at night in bulb light.

Wood, paper, plastic and iron are used to make different objects.


► Objects made of wood



► Objects made of paper



► Objects made of plastic



► Objects made of iron:



The same object can be made by iron, wood and plastic.



Wooden chair



Iron chair



Plastic chair



Wooden table




Iron table



Plastic table



Wooden toy



Iron toy



Plastic toy

Instructions for teachers and parents

1. Enable students to identify the objects producing dim and bright light.
2. Tell the students that human beings and animals hear sounds with ears.

Chapter 20

THE EARTH




Our Earth is round. Major part of the Earth is water. The dry part of the Earth is called land. We live on this dry part of the Earth.

Instructions for teachers and parents


Show picture of the Earth to the children and tell them that how much of the Earth is covered with water and how much is dry land.

Chapter 21

SKY



The day comes when the Sun rises.



The night comes when the Sun sets.

We see the Moon and stars in the sky at night.

Instructions for teachers and parents

- 1- Tell the students about the day and night.
- 2- Explain them that the stars are also present at daytime but we can not see them due to bright sunlight.


Chapter 22

WEATHER


Sunny




Rainy



Gale



Snowy



Instructions for teachers and parents

Sometime the day is sunny while at some other time the day is cloudy. Sometime it is breezy while some other times there is a gale. Sometime the day is rainy while sometime it is snowy. Tell the students that all these are weather conditions.

Chapter 23

SEASONS

We have four seasons.

Winter

Spring

Summer

Autumn

We wear thick clothes in winter.



Winter

Trees bear new leaves in spring season and we see flowers all around us.



Spring

We wear thin clothes in summer. People sit under the shadow of trees to keep themselves safe from the hot sunshine.



Summer

Tree leaves fall in the autumn.



Autumn

Instructions for teachers and parents

Make the students learn the names of four seasons and tell them about their weather conditions.