

بِسْمِ اللَّهِ الرَّحْمَنِ الرَّحِيمِ

ENGLISH

for

Class 1



PUNJAB CURRICULUM AND TEXTBOOK BOARD, LAHORE



Right reserved with the Punjab Curriculum Aand Textbook Board, Lahore. No part of this book can be copied, translated, reproduced or used for preparation of test papers, guide books, key notes and help books.

Authors : Safdir Hussain
Nida Javed

Reviewed by : Panel of International Experts
Ms. Parveen Din

Designing : Mrs. Anjum Wasif, Irhan Ahmed

Published by : Punjab Textbook Board, Lahore

Printed by :

Preface

The Government of the Punjab constituted a committee to make the curriculum for English Language more appropriate for our children. The committee prioritized the Student Learning Outcomes (SLOs) in collaboration with the experts of Punjab Textbook Board and the working teachers. This was done keeping in view students' level, teachers' capacity, our environment, learning hours in an academic year and English as a second language.

On the bases of these prioritized SLOs a textbook of English for Class-I is developed by Punjab Textbook Board. This was reviewed by the panel of International Reviewers. They have made this book a standard one. The experts of PTB has also learnt new dimensions of developing a textbook by working with them.

So this is an effort for our students and teachers according to the environment and circumstances of our society. Your suggestions are requested to improve it.

Punjab Curriculum & Textbook Board, Lahore.

CONTENTS

No.	Topics	Page
1.	Nursery Rhymes	1-2
2.	Pre-writing Activities	3-4
3.	Greetings and Introduction	5-6
4.	Alphabet (small letters) : a - d	7-11
5.	Alphabet (small letters) : e - h	12-16
6.	Things in the Classroom and Things I Use	17
7.	Alphabet (small letters) : i - l	18-22
8.	Colours	23
9.	Alphabet (small letters) : m - p	24-28
10.	Animals	29
11.	Alphabet (small letters) : q - t	30-34
12.	Alphabet (small letters) : u - z	35-41
13.	Assessment Activities : a - z	42-43
14.	Fruits and Vegetables	44
15.	Picture Story (Going to the Market)	45-47
16.	Alphabet (capital letters) : A - H	48-52
17.	Shapes	5

CONTENTS

No.	Topics	Page
18.	Numbers 1-10	54-56
19.	Nursery Rhyme : Five Little Monkeys	57
20.	Alphabet (capital letters) : I - P	58-62
21.	Alphabet (capital letters) : Q - V	63-66
22.	Alphabet (capital letters) : W - Z	67-69
23.	Alphabet : Aa - Zz	70-71
24.	Picture Story (Going to School)	72-74
25.	Body Parts	75-76
26.	Days and Months	77-78
27.	Word Patterns	79-82
28.	Vowels	83-84
29.	Action Words	85
30.	Assessment Activity : Words	86
31.	Sight Words	87
32.	Sentences and Questions	88-91
33.	Greeting Cards	92
34.	Little Red Riding Hood	93-95
35.	The Loving Pakistan	96-97
36.	Eid-ul-Fitr	98-99

Nursery Rhyme

Listen and say.

Twinkle, twinkle, little star,
How I wonder what you are!
Up above the world so high,
Like a diamond in the sky.



Nursery Rhyme

Listen and say.

Baby, baby!

Yes, mama.

Eating sugar?

No, mama.

Telling a lie?

No, mama.

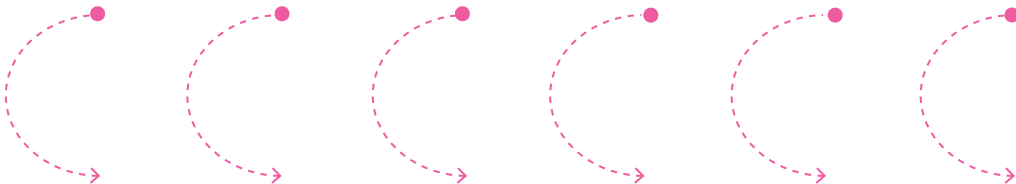
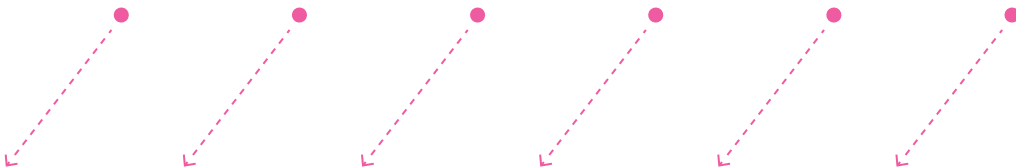

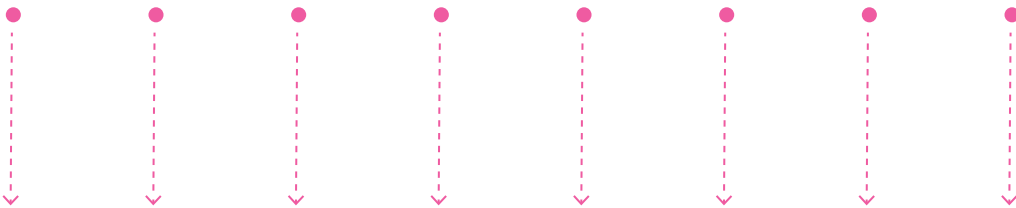
Open your mouth!

Ha! Ha! Ha!



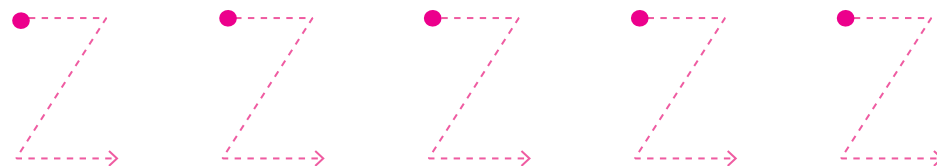
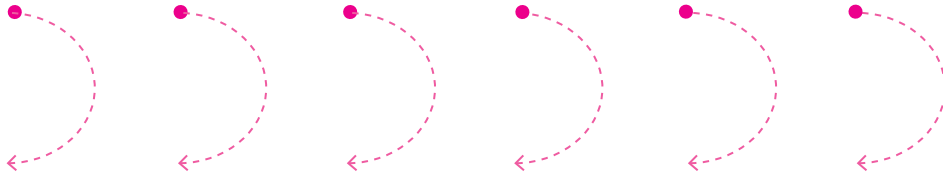
Pre-writing Activities

Trace the lines.



Pre-writing Activities

Trace the lines.



Greetings

Listen and say.




Introduction

Listen and say.



Alphabet (small letters)

Look, listen and say.



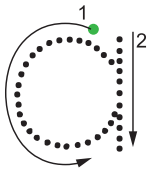
apple



ant

a

Trace and write.



a

a

a


a

Alphabet (small letters)

Look, listen and say.



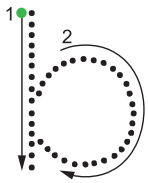
b ed



b ook

b

Trace and write.



Four sets of empty handwriting lines (top pink, middle blue, bottom pink) for independent practice of writing the lowercase letter 'b'.

Alphabet (small letters)

Look, listen and say.



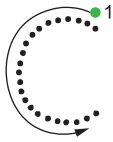
cup



cow

C

Trace and write.



c


c

c


c

Alphabet (small letters)

Look, listen and say.



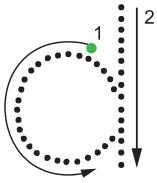
dog



door

d

Trace and write.



Assessment Activities

Date: _____

Match the picture with the beginning letter.



a

c

b

d

Say and write.

a

b


c

d

Signature : _____

Alphabet (small letters)

Look, listen and say.



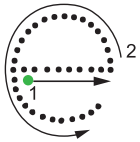
elephant



elbow

e

Trace and write.



e


e

e


e

Alphabet (small letters)

Look, listen and say.



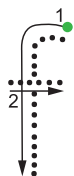
fish



fan

f

Trace and write.




Four sets of empty handwriting lines (top pink, middle blue, bottom pink) for practicing writing the lowercase letter 'f'.

Alphabet (small letters)

Look, listen and say.



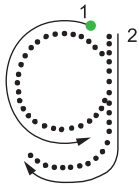
goat



gate

g

Trace and write.



g

g

g

g

Four sets of handwriting practice lines, each consisting of a top pink line, a middle blue line, and a bottom pink line.

Alphabet (small letters)

Look, listen and say.



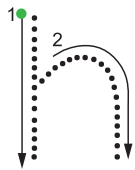
hen



hat

h

Trace and write.





Four sets of empty handwriting lines (top pink, middle blue, bottom pink) for independent practice of the lowercase letter 'h'.

Assessment Activities

Date: _____

Match the picture with the beginning letter.



f

e

g

h

Say and write.

e

f

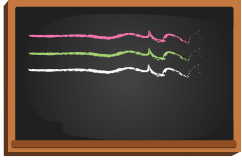
g

h

Signature : _____

Things in the Classroom

Look, listen and say.



blackboard



chalk



desk



table



duster

Things I Use


Look, listen and say.




comb



pencil



spoon



toothbrush



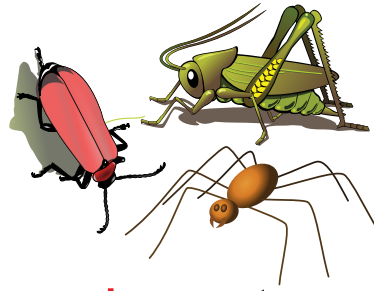
plate

Alphabet (small letters)

Look, listen and say.



i nk



i nsects



Trace and write.



Tracing practice lines for the letter 'i'. The first row contains four dotted lowercase 'i's for tracing. Below it are three more rows of empty handwriting lines (top pink, middle blue, bottom pink) for independent practice.

Alphabet (small letters)

Look, listen and say.




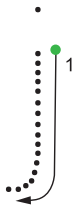
jacket



juice

j

Trace and write.




Four sets of empty handwriting lines for practice, each consisting of a top pink line, a middle blue line, and a bottom pink line.

Alphabet (small letters)

Look, listen and say.



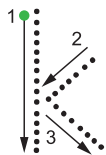
k



kite


k

Trace and write.



Alphabet (small letters)

Look, listen and say.



leaf



lion



Trace and write.










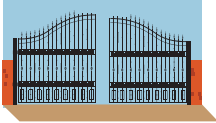

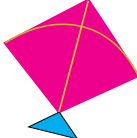


Four sets of horizontal lines (two pink outer lines and two blue inner lines) for independent writing practice.

Assessment Activities

and write: _____

Circle the picture that begins with the letter.

l			
k			
i			
j			

Say

i

j

k

l

Signature : _____

Colours

Look , listen, say and match.

yellow

blue

black

green

orange

red


white

Alphabet (small letters)

Look, listen and say.



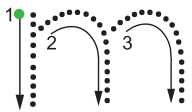
mango



moon

m

Trace and write.



m

m

m

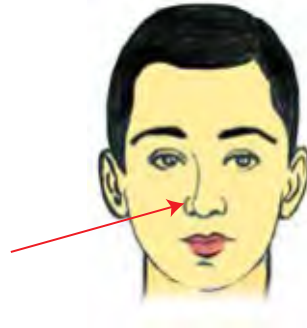
m

Alphabet (small letters)

Look, listen and say.



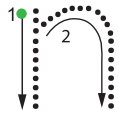
nail



nose

n

Trace and write.



Four sets of empty three-line grids (pink top and bottom lines, blue middle line) for independent writing practice of the lowercase letter 'n'.

Alphabet (small letters)

Look, listen and say.



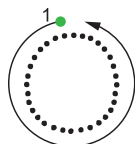
orange



ox

O

Trace and write.



Tracing practice lines for the letter 'O'. The first row contains four dotted 'O's for tracing. Below it are three sets of empty handwriting lines (top pink, middle blue, bottom pink) for independent practice.

Alphabet (small letters)

Look, listen and say.



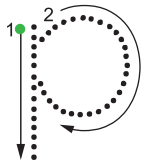
pen



pot

p

Trace and write.



Handwriting practice lines for the letter 'p'. The first row contains four dotted 'p's for tracing. Below this are four sets of empty handwriting lines (top pink, middle blue, bottom pink) for independent practice.

Assessment Activities

Date: _____

What comes after.

f g

b _____

g _____

c _____

e _____

k _____

a _____

i _____

j _____

d _____

h _____

o _____

Say and write.

m

n

o

p


Signature : _____

Animals

Look, listen and say.



monkey



zebra




kangaroo




lion



tiger



crocodile




giraffe



bear

Look, point and say.



Alphabet (small letters)

Look, listen and say.



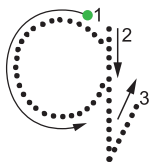
queen



quail

q

Trace and write.



Four sets of empty three-line grids (pink top and bottom lines, blue middle line) for independent writing practice of the lowercase letter 'q'.

Alphabet (small letters)

Look, listen and say.



r



ring

r

Trace and write.



Four sets of empty handwriting lines (top pink, middle blue, bottom pink) for independent practice of the lowercase letter 'r'.

Alphabet (small letters)

Look, listen and say.




sun



soap

S

Trace and write.



Three sets of empty handwriting practice lines, each consisting of a top pink line, a middle blue line, and a bottom pink line.

Alphabet (small letters)

Look, listen and say.



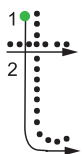
tap



table

t

Trace and write.



Four sets of empty three-line grids (pink top and bottom lines, blue middle line) for independent writing practice of the lowercase letter 't'.

Assessment Activities

Date: _____

Look and write the beginning letter.



___ing



___ueen



___ap



___oap

Say and write.

q

r

s

t

Signature : _____

Alphabet (small letters)

Look, listen and say.



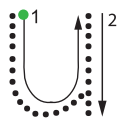
uncle



umbrella

u

Trace and write.



u

u

u

u

Four sets of empty three-line handwriting guides (top pink, middle blue, bottom pink) for practicing the letter 'u'.

Alphabet (small letters)

Look, listen and say.



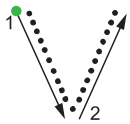
v



v vegetables

V

Trace and write.



Tracing practice lines for the letter 'v'.

Blank handwriting practice lines for the letter 'v'.

Alphabet (small letters)

Look, listen and say.



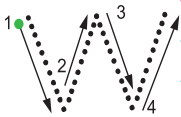
watch



wall

W

Trace and write.



w

w

w

w

Four sets of empty three-line handwriting guides (top pink line, middle blue line, bottom pink line) for practicing the letter 'w'.


Alphabet (small letters)

Look, listen and say.

x



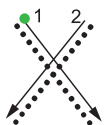
bo



fox

x

Trace and write.



Tracing practice lines for the letter x. The first row contains four dotted 'x' characters for tracing, followed by three empty rows for independent writing.

Alphabet (small letters)

Look, listen and say.



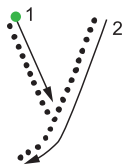
y



yolk

y

Trace and write.




Four sets of empty horizontal lines (pink top and bottom, blue middle) for independent writing practice.

Alphabet (small letters)

Look, listen and say.



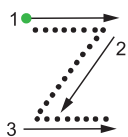
zipper



zoo

Z

Trace and write.



Four sets of empty three-line grids (top pink, middle blue, bottom pink) for independent writing practice of the lowercase letter 'z'.

Assessment Activities

Date: _____

What comes before and after.

t u v

___ h ___

___ q ___

___ f ___

___ m ___

___ s ___

___ c ___

___ j ___

___ x ___

Say and write.

u

v

w

x

y

z

Signature : _____

Assessment Activities

Date: _____

Look, say and write the beginning letter.



ink



chen



egg



ant




pot



mango



zipper



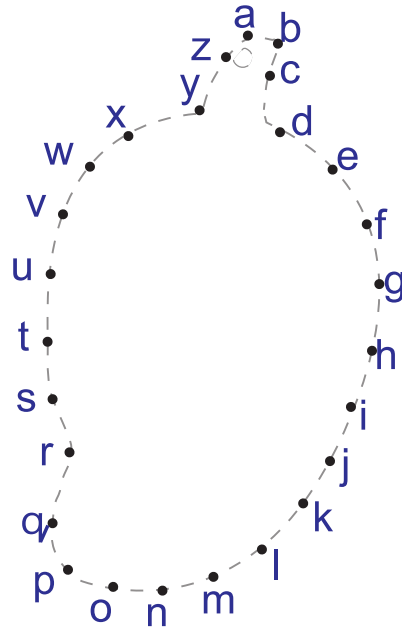
fan

Signature : _____

Assessment Activities

Date: _____

Join the dots from a to z and colour.




Write a to z.

Handwriting practice lines consisting of multiple sets of three horizontal lines (top pink, middle blue, bottom pink) for writing the alphabet from a to z.


Signature : _____

Fruits

Look, listen and say.



banana



orange



tomato



mango



watermelon



apple



grapes



lemon

Vegetables


Look, listen and say.



cabbage



carrot



onion



potato



brinjal



okra



peas



pumpkin

Picture Story Going to the Market

Look, listen and answer.



Going to the Market

Look, listen and answer.



Going to the Market

Look, listen and answer.

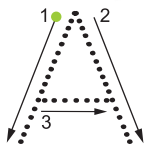


Alphabet (capital letters)

Say, trace and write.



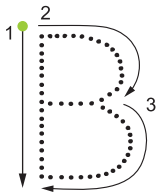
Aa



Say, trace and write.



Bb

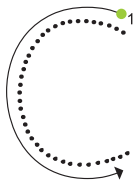


Alphabet (capital letters)

Say, trace and write.



Cc



C


C

C

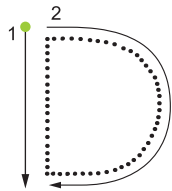
C

Blank handwriting lines for practice.

Say, trace and write.



Dd



D

D


D

D



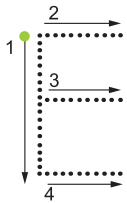
Blank handwriting lines for practice.

Alphabet (capital letters)

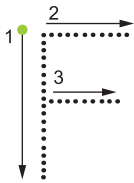
Say, trace and write.



Ee



F

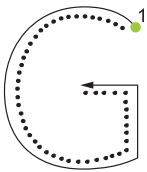


Alphabet (capital letters)

Say, trace and write.



Gg



G

G

G

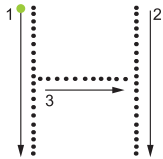
G

Blank handwriting lines for practice.

Say, trace and write.



Hh



H

H

H

H

Blank handwriting lines for practice.

Assessment Activities

Date: _____

Match small and capital letters.

g

B

b

D

h

F

d

G

f

E

e

H

Write Aa to Hh.

Signature : _____

Shapes

Look, listen and say.




square



triangle



rectangle




circle

Colour the circles **yellow**.

Colour the rectangles **orange**.











Colour the squares **blue**.

Colour the triangles **red**.



Numbers

Look, listen and say.

1		one
2		two
3		three
4		four
5		five
6		six
7		seven
8		eight
9		nine
10		ten

Numbers

Say, trace and write.

one


two

three

four

five

Count and write.



Numbers

Say, trace and write.

six


seven

eight

nine

ten

Count and write.





Five Little Monkeys

Listen and say.

Five little monkeys jumping on the bed,
One fell off and bumped his head.
Mama called the doctor and the doctor said,
"No more monkeys jumping on the bed!"

Four little monkeys jumping on the bed,
One fell off and bumped his head.
Mama called the doctor and the doctor said,
"No more monkeys jumping on the bed!"

Three little monkeys jumping on the bed,
One fell off and bumped his head.
Mama called the doctor and the doctor said,
"No more monkeys jumping on the bed!"

Two little monkeys jumping on the bed,
One fell off and bumped his head.
Mama called the doctor and the doctor said,
"No more monkeys jumping on the bed!"


One little monkey jumping on the bed,
One fell off and bumped his head.
Mama called the doctor and the doctor said,
"No more monkeys jumping on the bed!"

Alphabet (capital letters)

Say, trace and write.




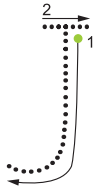
Ii



Say, trace and write.



Jj

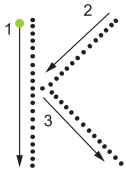


Alphabet (capital letters)

Say, trace and write.




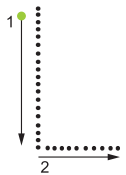
Kk



Say, trace and write.



Ll

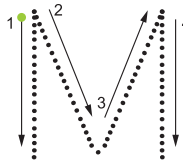


Alphabet (capital letters)

Say, trace and write.



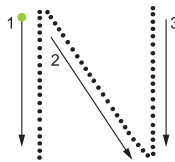
Mm



Say, trace and write.



Nn

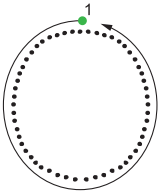


Alphabet (capital letters)

Say, trace and write.



Oo

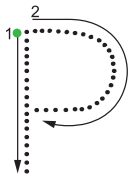


Handwriting practice lines (pink top and bottom, blue middle) for independent writing of the letter O.

Say, trace and write.



Pp



Handwriting practice lines (pink top and bottom, blue middle) for independent writing of the letter P.

Assessment Activities

Date: _____

Write capital letter for the small letter.

i **I** _____

a _____

c _____

m _____

d _____

b _____

o _____

h _____

l _____

n _____

k _____

e _____

p _____

f _____

g _____

Write Ii to Pp.

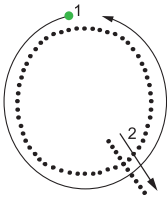
Signature : _____

Alphabet (capital letters)

Say, trace and write.



Qq



Q

Q

Q

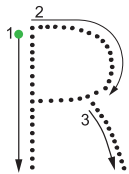
Q

Blank handwriting lines for practice.

Say, trace and write.



Rr



R

R

R

R

Blank handwriting lines for practice.

Alphabet (capital letters)

Say, trace and write.



Ss



S

S

S

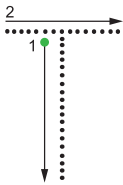
S

Handwriting practice lines for the letter S, consisting of four sets of three horizontal lines (top pink, middle blue, bottom pink).

Say, trace and write.



Tt



T

T

T

T

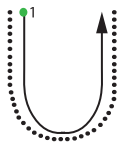
Handwriting practice lines for the letter T, consisting of four sets of three horizontal lines (top pink, middle blue, bottom pink).

Alphabet (capital letters)

Say, trace and write.



Uu

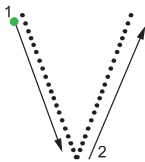


Blank handwriting lines for practice.

Say, trace and write.



Vv



Blank handwriting lines for practice.

Assessment Activities

Date: _____

Write the capital or small letter.

i I

c C

r _____

____N

t _____

____E

____A

f _____

____G

h____

b _____

q,____

Write Qq to Vv.

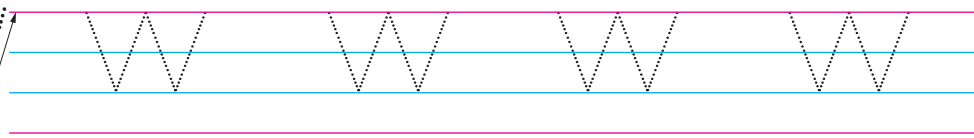
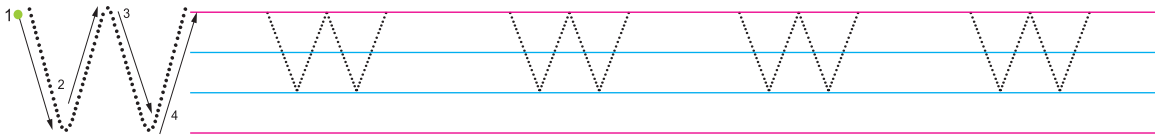
Signature : _____

Alphabet (capital letters)

Say, trace and write.



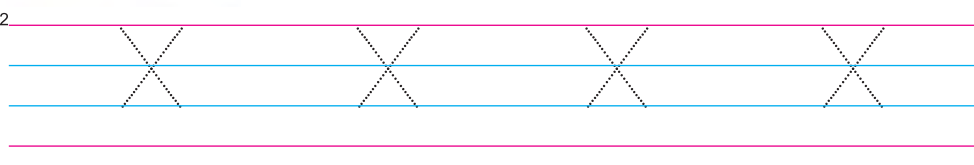
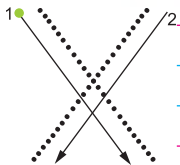
Ww



Say, trace and write.



Xx

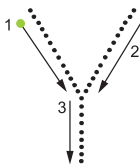


Alphabet (capital letters)

Say, trace and write.




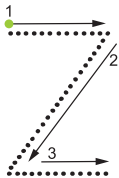
Yy



Say, trace and write.



Zz



Assessment Activities

Date: _____

Circle the matching small letter.

R

a

c

d

r

G

y

g

j

m

X

d

l

x

y

Z

z

s

a


i

Write Ww to Zz.

Signature : _____

Alphabet (small and capital letters)

Look and say.



Assessment Activities

Date: _____

Write the missing letters.

A C D F

 I L

 P R U

 W Z

B H Y
S J E
O X
G M
Q V T
K N

Write the missing letters.

a c

g j

 n r

 t v x

 z

d h e
i l y
b k
u s w
f o q,
p m

Signature : _____

Picture Story Going to School


Look, listen and answer.



Amna gets ready for school.

Going to School

Look, listen and answer.



Amna goes to school.



Amna studies.

Going to School

Look, listen and answer.



Amna plays with her friends.



Amna leaves school.

Body Parts

Listen, say and do.

Head and shoulders,
knees and toes,
knees and toes.

Head and shoulders,
knees and toes,
knees and toes.

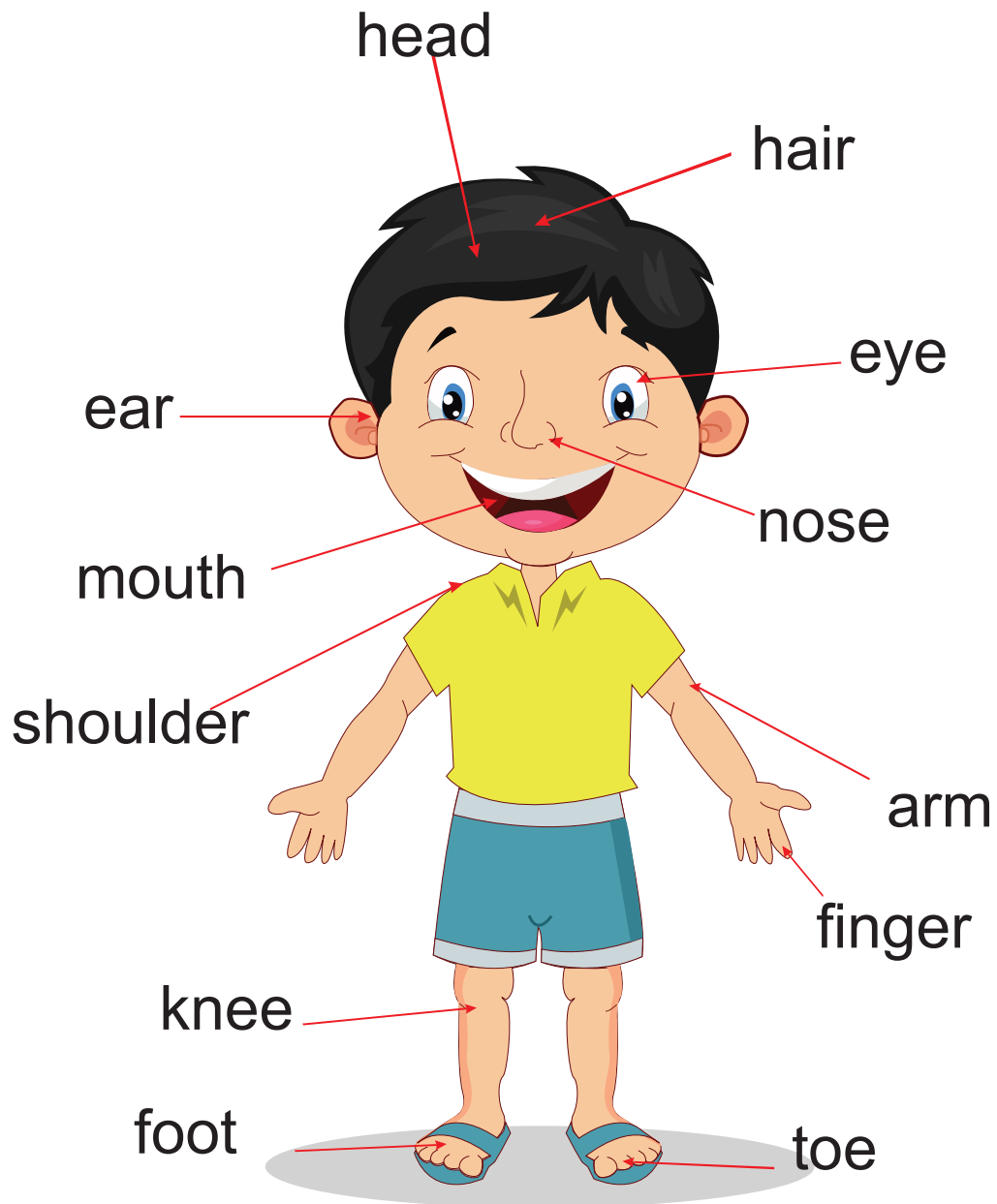
Eyes and ears,
mouth and nose.

Head and shoulders,
knees and toes,
knees and toes.



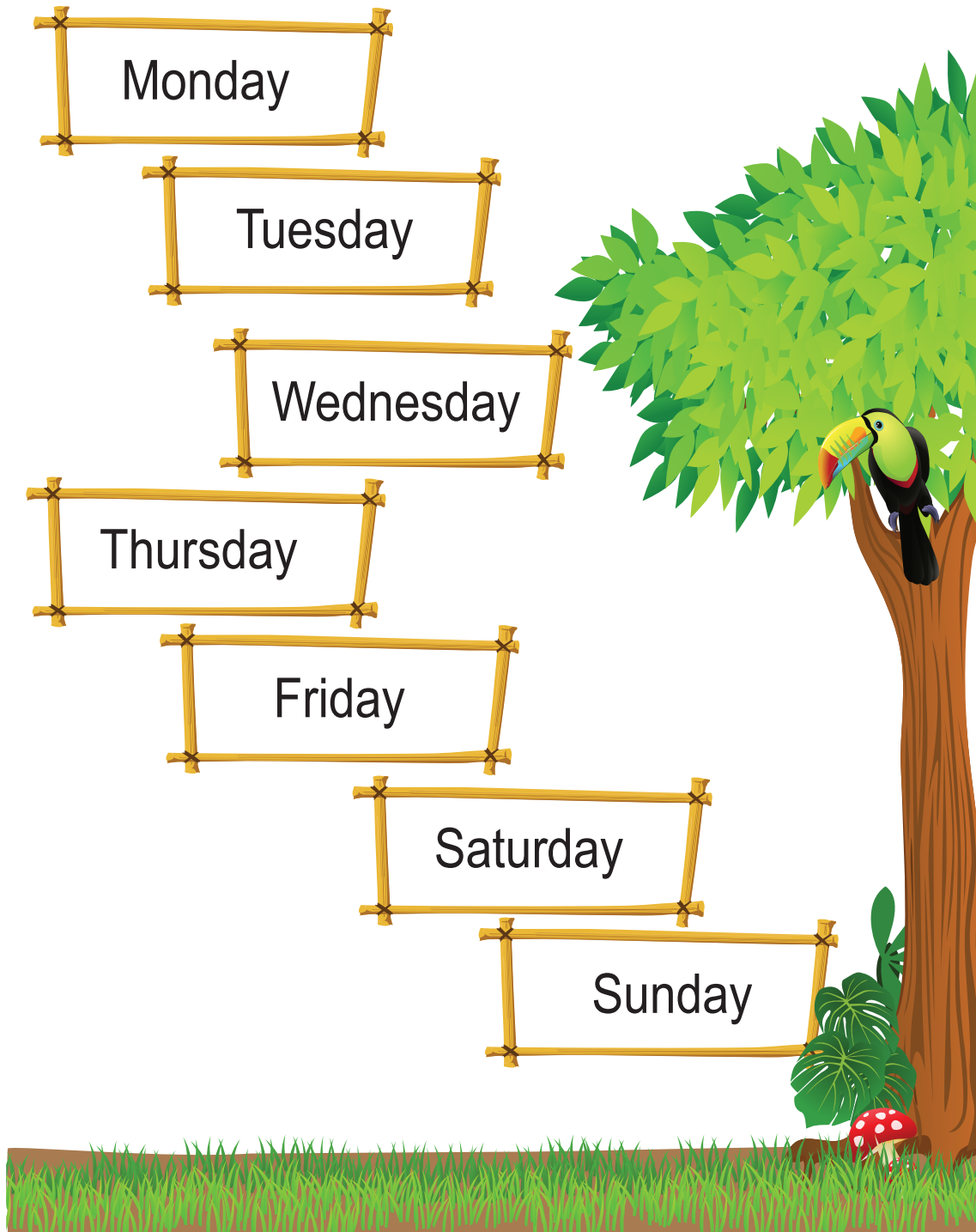
Body Parts

Look, listen and say.



Days of the Week

Look, listen and say.



Months of the Year

Look, listen and say.



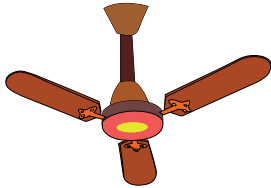
January
February
March
April
May
June
July
August
September
October
November
December

January 2016						
Monday	Tuesday	Wednesday	Thursday	Friday	Saturday	Sunday
				1	2	3
4	5	6	7	8	9	10
11	12	13	14	15	16	17
18	19	20	21	22	23	24
25	26	27	28	29	30	31

Word Patterns

Look, listen and say.

-an



fan



van



man

-in



tin



pin



bin

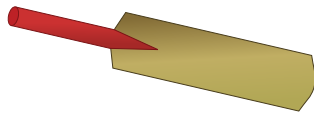
Word Patterns

Look, listen and say.

-at



cat

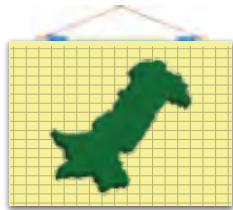


bat



hat

-ap



map



tap



cap

Word Patterns

Look, listen and say.

-en



hen



pen

10

ten

-ot



pot



hot



cot

Assessment Activity

Date: _____


Listen and circle the picture.

cup



cap

pin



pan

tap



top

leg



log

ten

10




tin

Signature : _____

Vowels

Listen and say.



a	e	i	o	u
bat	hen	pin	hot	sun
cat	ten	tin	pot	cup
cap	leg	bin	log	hut
hat	pen		cot	bus
mat			top	
pan				
man				
van				

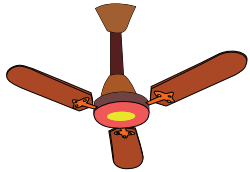
Assessment Activity

Date: _____

Fill in the blanks with a, e, i, o, u.



c _ p



f _ n



p _ t



h _ t



h _ n



p _ n



s _ n



t _ n

Signature : _____

Action Words

Listen and act.



walk



stand



jump



run



wash



eat




drink



sit



read



write

Assessment Activity

Date: _____

Look and match.



tap

sit

eat

log

hen

hot

run

cot


bin

van

Signature : _____

Sight Words

Listen, say and circle.



I	a	do	he
is	of	to	an
me	my	no	yes
you	has	and	the
are	her	she	him
the	boy	what	have

Sentences

Point and read.



I am a girl.



I drink juice.



I am a boy.




I play cricket.



I eat rice.

Sentences

Point and read.



This is a pen.



This is a book.



This is a bag.



This is a table.

Questions

Ask and answer.

What is this?

This is a book.




What is this?

This is a table.



What is this?

This is a pen.



What is this?

This is a bag.



Assessment Activity

Date: _____

Rearrange in correct order.

rice

I

eat

.

.

play

cricket

I

?

this

What

is

is

book

.

This

a

Signature : _____

Greeting Cards

Make greeting cards.


Happy Birthday



Thank you



Sorry



Say and write.

Name: _____

 Phone Number: _____

Little Red Riding Hood

Listen and answer.

Little Red Riding Hood is going to see her grandmother. Mother packs fruits and cakes for her. She tells Little Red Riding Hood not to stop and talk to strangers.





Little Red Riding Hood stops to pick flowers.
A wolf talks to her. Little Red Riding Hood tells
him that she is going to see her grandmother.



The wolf runs to the grandmother's house. He
locks grandmother and wears her clothes.



When Little Red Riding Hood comes, she asks,
"Grandmother, why do you have such big eyes,
ears and teeth?"

The wolf jumps
at Little Red
Riding Hood.
Little Red Riding
Hood screams.



A woodcutter comes and saves Little Red Riding
Hood.



I am a Pakistani.

Pakistan is my dear country.


Quaid-e-Azam is the founder
of Pakistan.

The colour of Pakistani flag is
green and white.

I like this flag very much.

Pakistan has four provinces.

They are Punjab, Sindh,
Khyber Pakhtunkhwa and
Balochistan.



Pakistan has plains, mountains, long rivers, thick forests and sea.



I love my country very much.

I always pray for it.

So that, may it live long!



Eid-ul-Fitr is a day of great celebration.

It comes in the end of Ramadan.

Everyone wears new clothes on this day.

Children get *Eidi* from their elders.

People offer Eid prayer in the Masajid.

They greet, embrace and wish Eid to each other.



Everyone enjoys and rejoices this blessed day of Eid.

