

بِسْمِ اللَّهِ الرَّحْمَنِ الرَّحِيمِ

# ENGLISH

## 2



**PUNJAB CURRICULUM AND  
TEXTBOOK BOARD, LAHORE**



All rights are reserved with the Punjab Curriculum and Textbook Board, Lahore.  
No part of this book can be copied, translated, reproduced or used for  
preparation of test papers, guide books, key notes and help books, etc.

### Authors:

#### **Tehseen Zaheer**

(Principal, Qur'an School System)  
(M.A. English Literature, University of the Punjab)

#### **Arslan Khalid**

(Teacher, English Language and Literature, Lahore Grammar School)  
(M.A. English and Comparative Literature, Columbia University, USA)

### Editor:

#### **Alia Alam**

(Head of Department for Life Skills and Student Affairs,  
Lahore Medical & Dental College)  
(Masters in Teaching of English as a Foreign Language)

### Reviewers:

#### **Dr. Fatima Rehan Dar**

(Assistant Professor, Faculty of Education, SZABIST, Karachi)  
(M.A. Curriculum and Teaching, Columbia University, USA and M.A.  
English Language and Literature, Government College Lahore)

#### **Nicholas Shaw**

(Senior Training Consultant, Punjab Education & English Language  
Initiative, British Council)

#### **Fakhra Shahid**

(Principal, Lahore Grammar School)  
(M.A. English Language Teaching, Kinnaird College)

# Contents

## Unit 1: Amazing Alphabet

Alphabet a-m - - - - -	1
Alphabet n-z - - - - -	6
Assessment Activity 1- - - - -	10

## Unit 2: Vowels and Consonants

Vowels a, e, i, o, u - - - - -	11
Consonants - - - - -	12
Vowel as Middle Sound - - - - -	13
Assessment Activity 2 - - - - -	18

## Unit 3: Long Vowels and Diphthongs

Words with ee, oo, ai, oa, oi- - - - -	20
Assessment Activity 3 - - - - -	25

## Unit 4: Digraphs

Words with sh, ch, th, ck, wh - - - - -	28
Assessment Activity 4 - - - - -	33

## Unit 5: Three Letter Sounds

Words with ear, air, are, igh, ing, tch - - - - -	35
Assessment Activity 5 - - - - -	41

## **Unit 6: Plurals**

Adding s and es- - - - - 42

Assessment Activity 6 - - - - - 44

## **Unit 7: Verbs**

Action Words- - - - - 48

Assessment Activity 7- - - - - 53

## **Unit 8: Prepositions**

Use on, in, under, behind, near- - - - - 54

Assessment Activity 8- - - - - 56

## **Unit 9: Possessive Pronouns**

Use my/our, his/her, their- - - - - 57

Assessment Activity 9- - - - - 64

## **Unit 10: Present Tense**

Add -ing - - - - - 65

Assessment Activity 10 - - - - - 66

## **Unit 11: Past Tense**

Add -ed - - - - - 67

Assessment Activity 11 - - - - - 68

## **Unit 12: Capital Letters and Full Stops**

Capital Letters A-Z- - - - - 69

Use Capital Letters and Full Stops- - - - - 70



**Unit 13: About Me**

Myself - - - - -	72
My School - - - - -	76
My Village - - - - -	81

**Unit 14: Nature**

Trip to the Zoo- - - - -	84
Trip to the Market- - - - -	87
Seasons- - - - -	90

**Unit 15: Media Sources**

Family Time- - - - -	92
----------------------	----

**Unit 16: Means of Transport**

On the Way to School- - - - -	95
-------------------------------	----

**Unit 17: Festivals**

Eid is Here!- - - - -	97
-----------------------	----

**Unit 18: Working Hard**

The Little Red Hen- - - - -	99
-----------------------------	----

**Unit 19: Friendship**

The Lion and the Mouse- - - - -	102
---------------------------------	-----

**Unit 20: Personal Hygiene**

Scratch! Itch!- - - - -	106
-------------------------	-----

## Unit 21: Keeping Our Environment Clean

Keep it Clean- - - - - 110

## Unit 22: National Pride

My Country- - - - - 112

## Unit 23: Honesty

The Honest Woodcutter- - - - - 115

## Unit 24: Numbers

Numbers 1-50 - - - - - 118

## Unit 25: Vocabulary Building

Jog Your Memory- - - - - 122

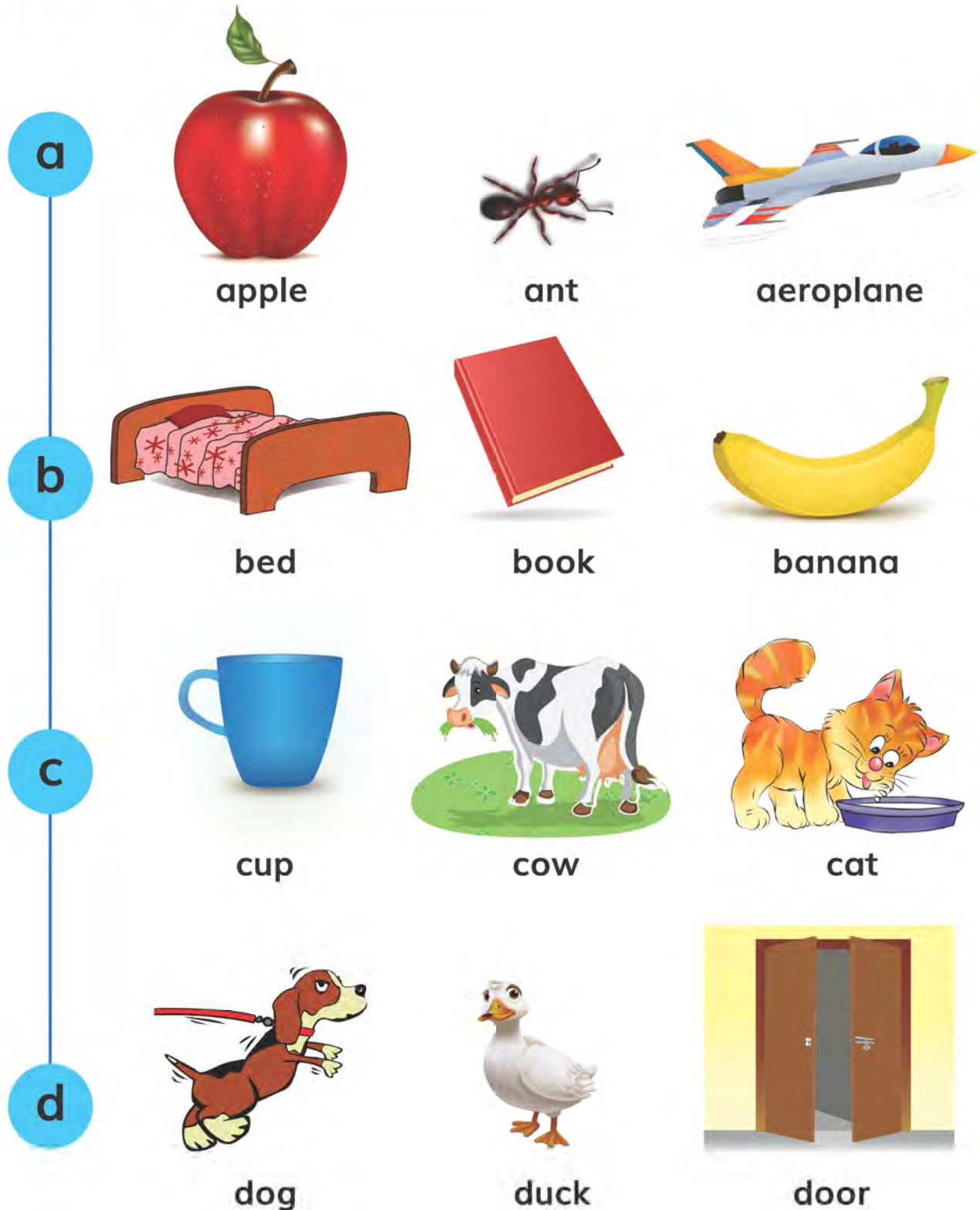


## Unit 1 Amazing Alphabet

There are 26 letters of the alphabet. Let us recall. Can you say these letters and their sounds?

Recall that we learned sounds of the letters of the alphabet in Class 1.

### Alphabet a-m






e



egg



elephant



elbow

f



fan



fish

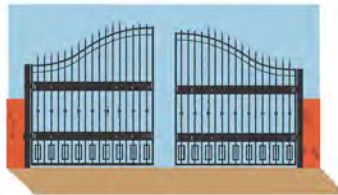


frog

g



goat



gate



girl

h



hat



horse



hen

i



insect



ink



igloo

j



juice



jacket



jug

k



key



king



kite

l



lion



leaf



lemon

m



mango



moon



mouse

## Look, say, match

Look at the pictures in each box. Say the word. Which letter does each word start with? The first one is done for you.

m

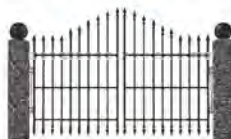
d

g

c






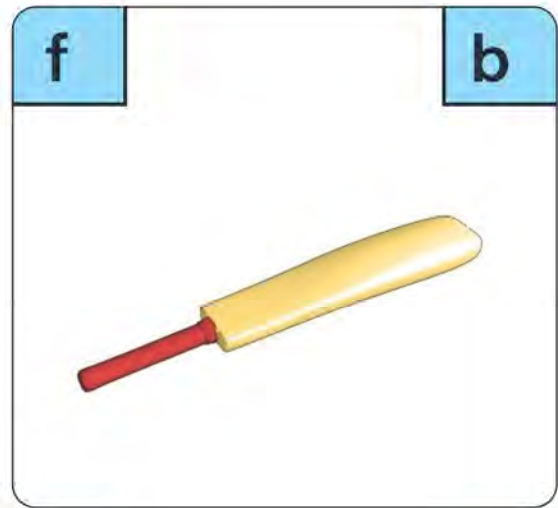
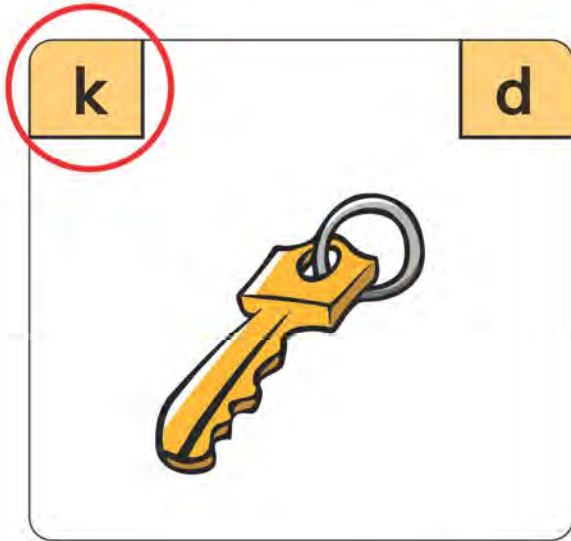
m





## Look, say, match

Look at the picture. Say the word. Circle the letter with which it starts. The first one is done for you.



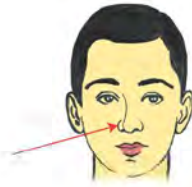
Let us recall some more sounds of the letters of the alphabet.

## Alphabet n-z

n



nail



nose



nest

o



orange



ox



olive

p



pen



pot



pillow

q



queen



quail



quilt

r



rose



ring



rabbit

s



sun



soap



spoon

t



tap



table



tree

u



uncle



umbrella



urn

v



van



vegetables




vulture

w



watch



wall



window

x



box



fox



ox

y



yoghurt



yolk



yellow

z



zip



zoo









zebra



## Look, say, match

Look at the pictures in each box. Say the word. Which letter does each word start with? The first one is done for you.


p s t n




## Look, say, match

Look at the picture. Say the word. Circle the letter with which it starts. The first one is done for you.

p r



o z




z t




w n



q s

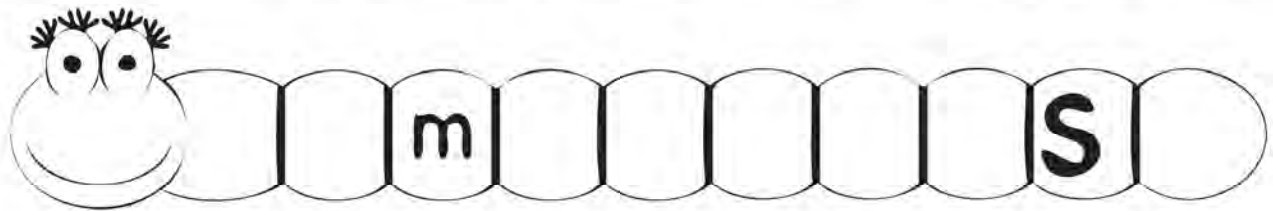



s v



## Assessment Activity 1

Fill in the missing letters from a to z in the correct order.



Write these letters in alphabetical order. The first one is done for you.

f b a d c e g                          a b c d e f g                    

z x y w v u \_\_\_\_\_

p r q t s u v \_\_\_\_\_

g f i h k j m l \_\_\_\_\_

m l n k j o p \_\_\_\_\_

s t v u w r x \_\_\_\_\_

d f e h i g j k \_\_\_\_\_



**Vowels**

There are five vowels in the letters of the alphabet.

**a e i o u**

Circle the vowels.

**b**

**a**

**c**

**e**

**i**

**j**

**h**

**o**

**u**

Consonants are all the letters of the alphabet except the vowels a e i o u.

**b c d f g h j k l m n p q r s t v w x y z**

Underline the consonants in these words.  
The first one is done for you.

boat

desk

baby

pencil

mouse

scissor

sand

envelope

sunshine

table



## Vowel as Middle Sound a in the middle

The sound of the middle letter of these words is the same.

pan bat bag

Read the rhyme.

A man sat in a van  
With a fan  
Look at the man  
Drive away the van



Say the words. Write the middle letter in the blank.  
Write the word on the line. The first one is done for you.



m a n

man



v    n

\_\_\_\_\_



f    n

\_\_\_\_\_



## e in the middle

The sound of the middle letter of each of these words is the same.

t e n   h e n   p e n

Read the rhyme.



See the men  
Are they ten?  
See the hen  
Ten men and a hen!

Say the words. Write the middle letter in the blank.  
Write the word on the line. The first one is done for you.



m   e   n

men

10

t       n

\_\_\_\_\_



h       n

\_\_\_\_\_

## i in the middle

The sound of the middle letter of each of these words is the same.

bin tin win

Read the rhyme.

Play with a pin  
Throw it in a tin  
Pick up the tin  
Throw away the pin  
In the bin



Say the words. Write the middle letter in the blank.  
Write the word on the line. The first one is done for you.



t i n

tin



p    n

\_\_\_\_\_



b    n

\_\_\_\_\_

## o in the middle

The sound of the middle letter of each of these words is the same.

not dot got

Read the rhyme.

What is hot?  
The pot is hot.



Say the words. Write the middle letter in the blank.  
Write the word on the line. The first one is done for you.



h o t

hot



p    t



c    t



## u in the middle

The sound of the middle letter of each of these words is the same.

hut   cup   cut

Read the rhyme.

Good old friends  
The jug and the mug  
Play all day  
And rest on the rug



Say the words. Write the middle letter in the blank.  
Write the word on the line. The first one is done for you.



j   u   g

jug



m        g

\_\_\_\_\_



r        g

\_\_\_\_\_

## Assessment Activity 2

A) Look at the picture and say the word.

Write the missing consonants in these words. The first one is done for you.



c \_ a \_ t



\_ e \_



\_ a \_



\_ o \_ \_



\_ u \_

B) Fill in the missing vowels to complete these words.

The first one is done for you.



h \_ a \_ t



\_ gg



m \_ lk



st \_ \_ r



b \_ \_ n

C) Choose the correct middle letter to make each word.

a        i  
f \_\_\_\_ n



a        e  
h \_\_\_\_ t

e        u  
h \_\_\_\_ n



10

a        e  
t \_\_\_\_ n

i        u  
t \_\_\_\_ n



u        o  
j \_\_\_\_ g

D) Read the words. Circle the words that have the same middle sound. The first one is done for you.

1. **fan**        **jam**        **hat**        zip        **cap**

2. **bed**        **leg**        **cot**        **net**        **pen**

3. **pin**        **zip**        **sun**        **sit**        **big**

4. **log**        **hot**        **hop**        **dog**        **jam**

5. **sun**        **jug**        **tub**        **mud**        **pen**

## Unit 3 Long Vowels and Diphthongs

### Words with ee

The letters **ee** together sound like someone is screaming!



sheep

Write the letters.

ee

Look at the pictures and form the **ee** words. Say the words.



tr

ee



gr

n



s

d



h

l



## Words with oo

oo makes a special sound, like the sound you make when you say 'moon'.



moon

Write the letters.

oo

Look at the pictures and form the oo words. Say the words.



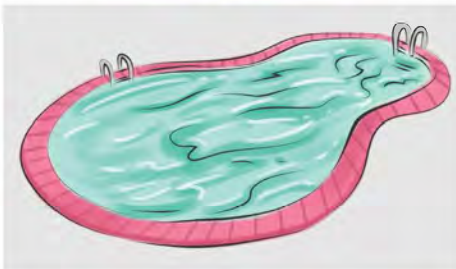
b

oo

t



z



p



l



r



m

## Words with ai

The letters **a** and **i** blend together to make the sound 'ay'.



train

Write the letters.

ai

Look at the pictures and form the **ai** words. Say the words.



n

ai

l




r

n



s

l



t

l



## Words with oa

There are lots of words that use the letters **oa** together.



**boat**

Write the letters.

**oa**


Look at the pictures and form the **oa** words. Say the words.



c

**oa**

t



r

d



s

p



g

t

## Words with oi

There are lots of words that use the letters **oi** together.



**coin**

Write the letters.

**oi**

Look at the pictures and form the **oi** words. Say the words.



**b**

**oi**

**l**

**s**

**l**



**t**

**let**



**l**

## Assessment Activity 3

A) Draw the line to match each ee word to the right picture.  
The first one is done for you.

sleep

sheep

feet

seed



B) Write the correct oo word on each blank.  
The first one is done for you.



stool



spoon



moon



school

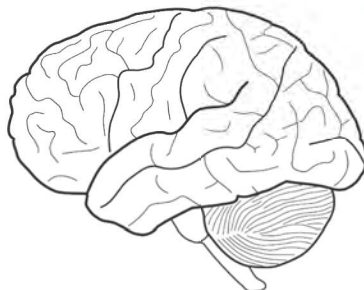

1. I eat with a spoon.
2. The cat sat on the \_\_\_\_\_.
3. My \_\_\_\_\_ has a canteen.
4. Look at the \_\_\_\_\_ in the sky.

C) Which pictures show **oa** words? Circle the ones you choose.



D) Colour the picture for each **ai** word below. Say each word.

snail




brain





train



tail



nail



E) Fill in the blanks with the correct **oi** word from the box below. The first one is done for you.

coin

oil

boil

toilet

1. I want to go to the toilet.
2. I will buy a toffee with my \_\_\_\_\_.
3. Please \_\_\_\_\_ the milk.
4. We use \_\_\_\_\_ to cook food.

## Unit 4 Digraphs


Sometimes two letters of the alphabet combine to make one sound.

ship chalk think clock white

'sh' words



sheep on a ship



fish in a dish

Look at the pictures and form the 'sh' words. Say the words.



sh

op



bru



ell



bu



oe



tra


Circle the things with the 'sh' sound.



# 'ch' words



chalk on a chair



torch on a bench

Look at the pictures and form the 'ch' words. Say the words.



**ch** in




pea



eek



ben



ain



spina



Circle the things with the 'ch' sound.





# 'th' words

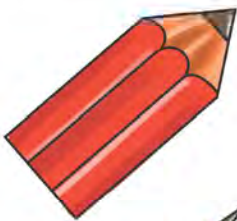


three, thick thorns



mouth and teeth

Look at the pictures and form the 'th' words. Say the words.



th

ick



ba



in



pa



irteen



mo

Circle the things with the 'th' sound.





## 'ck' words



duck on a rock

Look at the pictures and form the 'ck' words. Say the words.



clo

ck



bri



so



ne



tru

Circle the things with the 'ck' sound.



## 'wh' words



Where is the whale?

The whale is in the sea.

Look at the pictures and form the 'wh' words. Say the words.



wh

eel



eat



ite



istle

Circle the pictures with the 'wh' sound.



## Assessment Activity 4

A) Write the 'sh' words under each picture. Say the words.



\_\_\_\_\_



\_\_\_\_\_

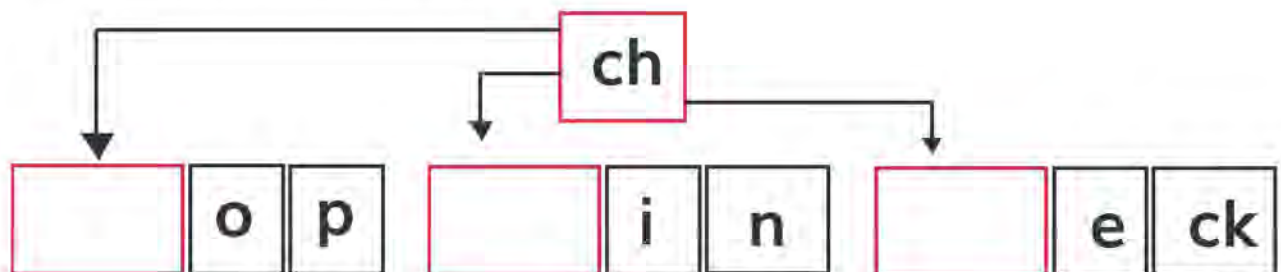


\_\_\_\_\_



\_\_\_\_\_

B) Make the 'ch' words.



C) Put the correct 'th' word in the blank. The first one is done for you.

father

thumb

cloth

throw

1. Tell him to throw the ball.

2. My \_\_\_\_\_ is my friend too.

3. My baby brother keeps his \_\_\_\_\_ in his mouth.

4. Can you bring me that white \_\_\_\_\_ to clean the table?

D) Add 'wh' or 'ch' sounds to complete the words below.  
The first one is done for you.

chicken

ben \_\_\_\_\_

\_\_\_\_\_eel

bun\_\_\_\_\_

\_\_\_\_\_ale


\_\_\_\_\_istle

\_\_\_\_\_ite

\_\_\_\_\_ain

spina\_\_\_\_\_

E) Now draw a picture of any 'ch' and 'wh' word of your choice.





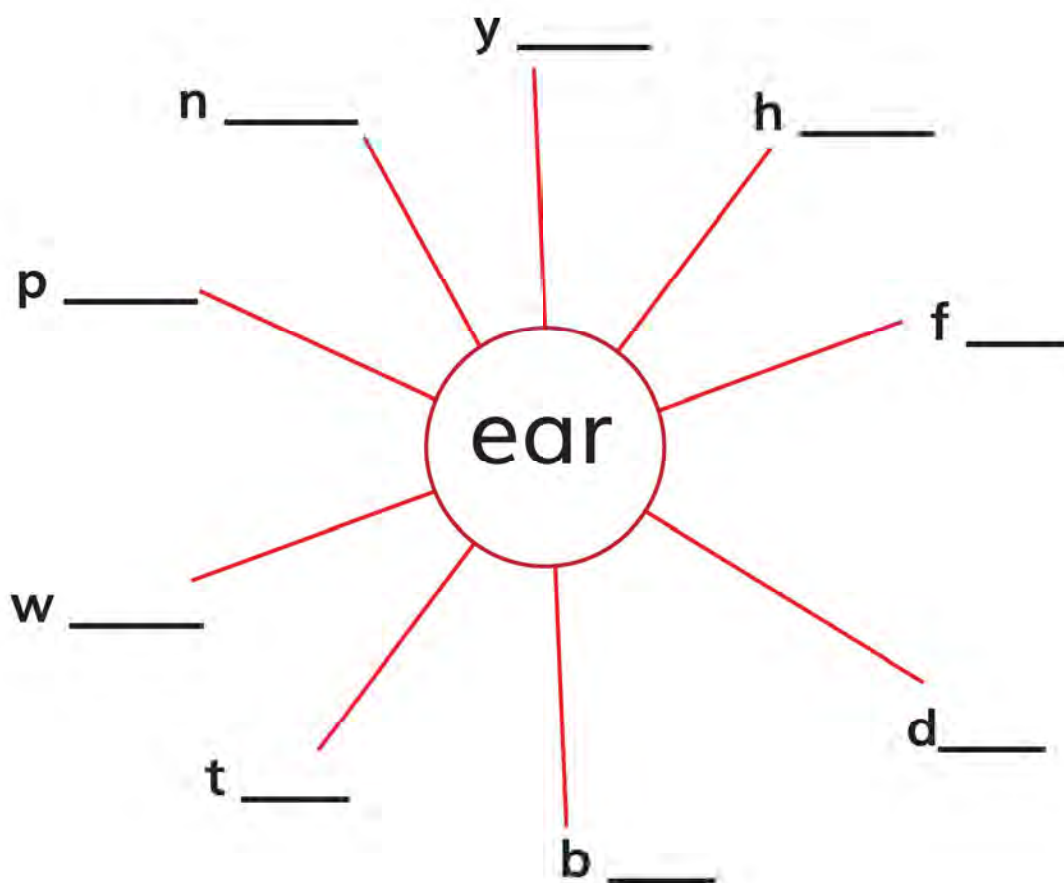
## Unit 5 Three Letter Sounds

### ear words

Can you hear? The bear is near.




Make words with **ear**. Say the words.

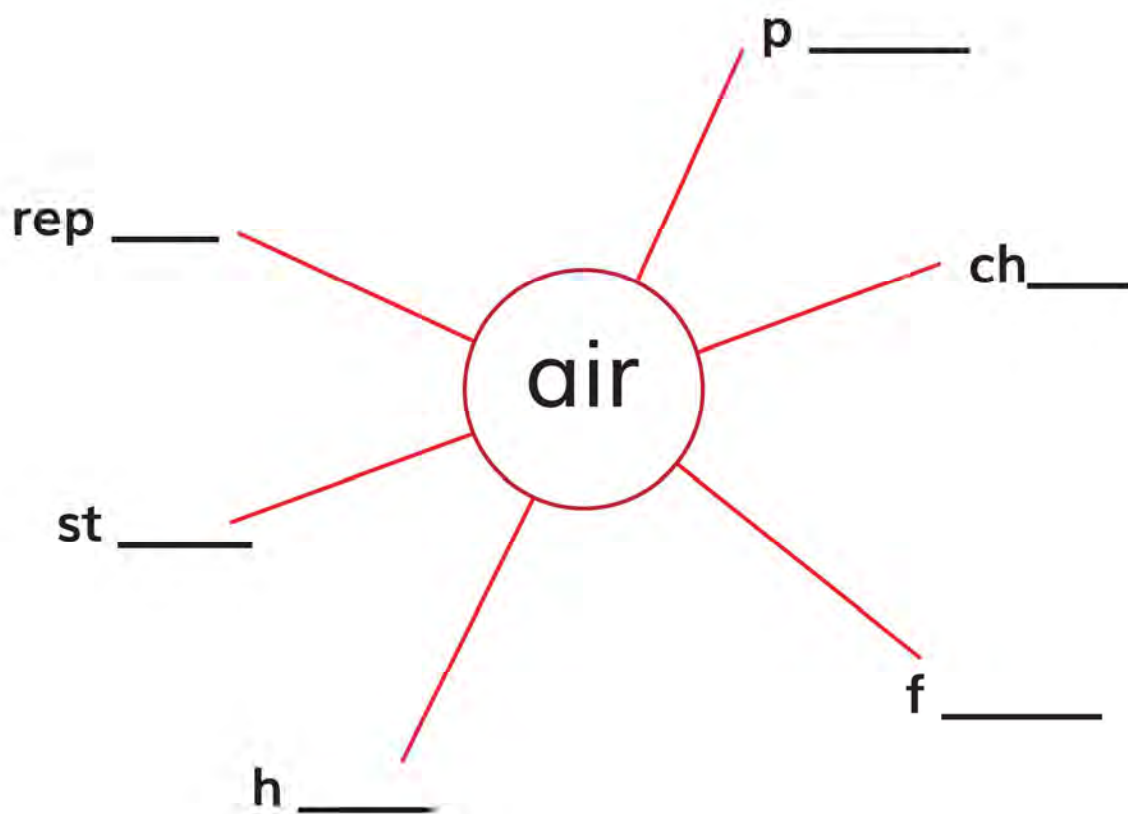


## air words

A chair under the stairs




Make words with **air**. Say the words.

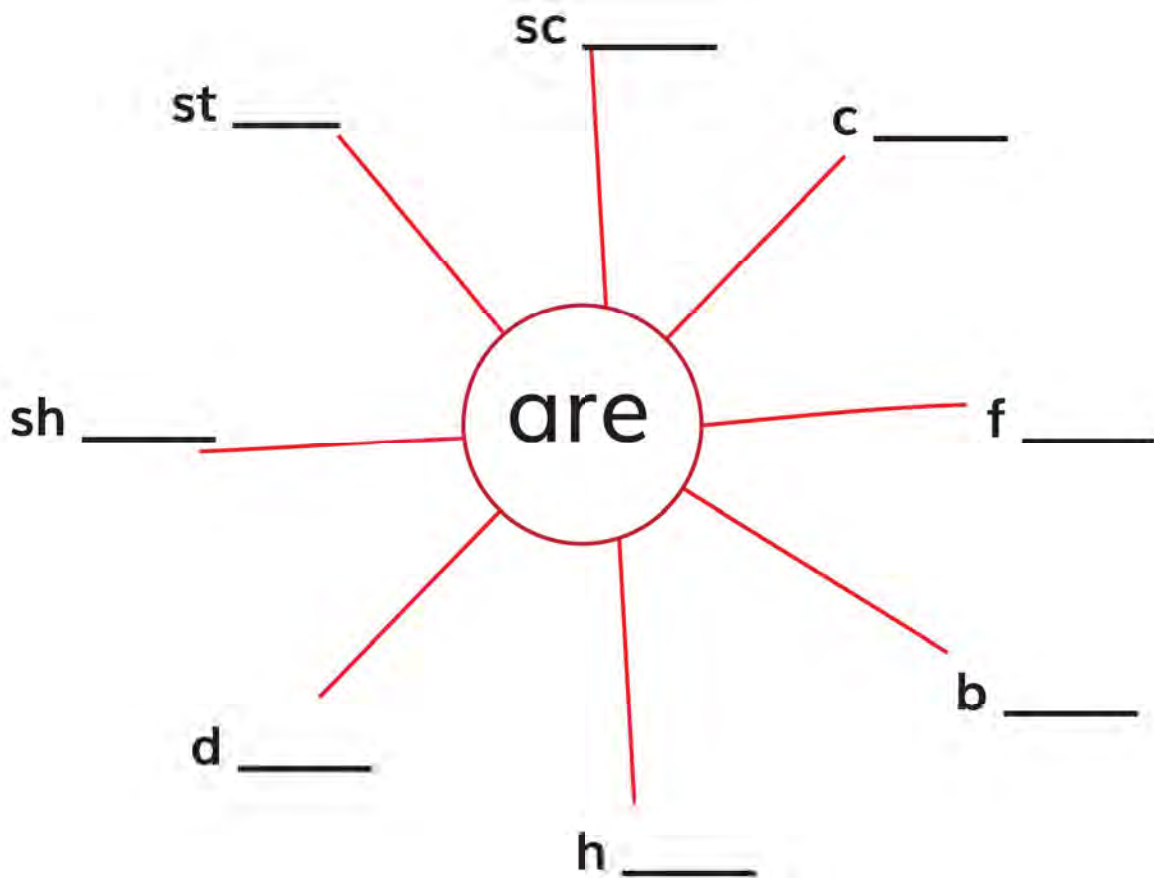


## are words

The hare is scared.



Make words with **are**. Say the words.

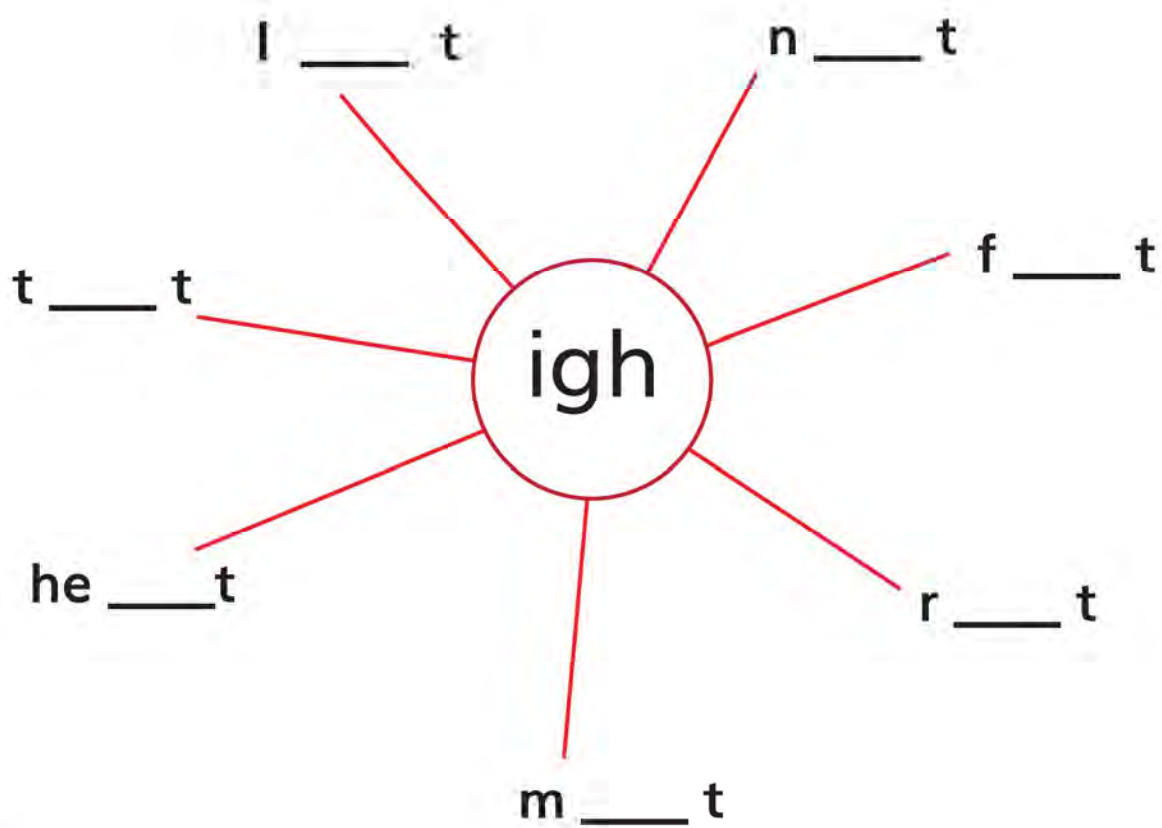


## igh words

Good night! Turn off the light.



Make words with **igh**. Say the words.



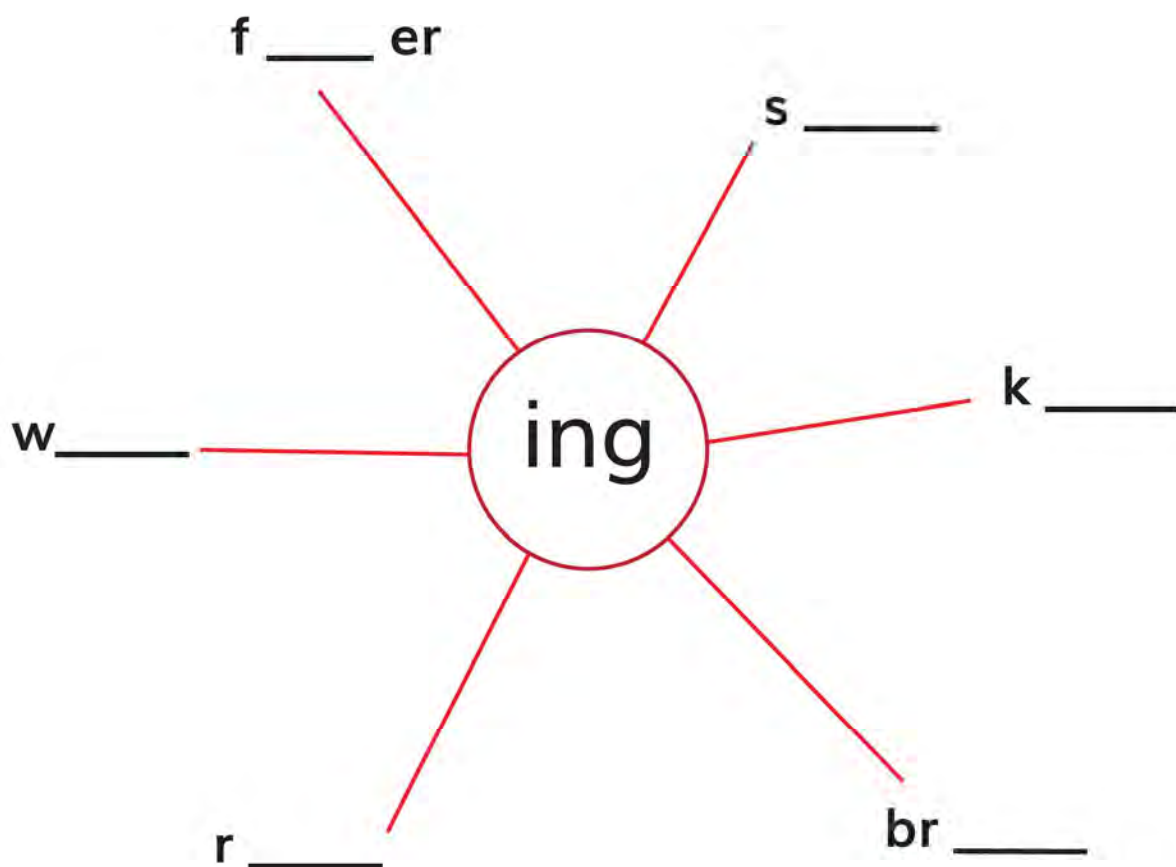


## ing words

The bells ring. Ding, Dong! Ding, Dong!



Make words with **ing**. Say the words.

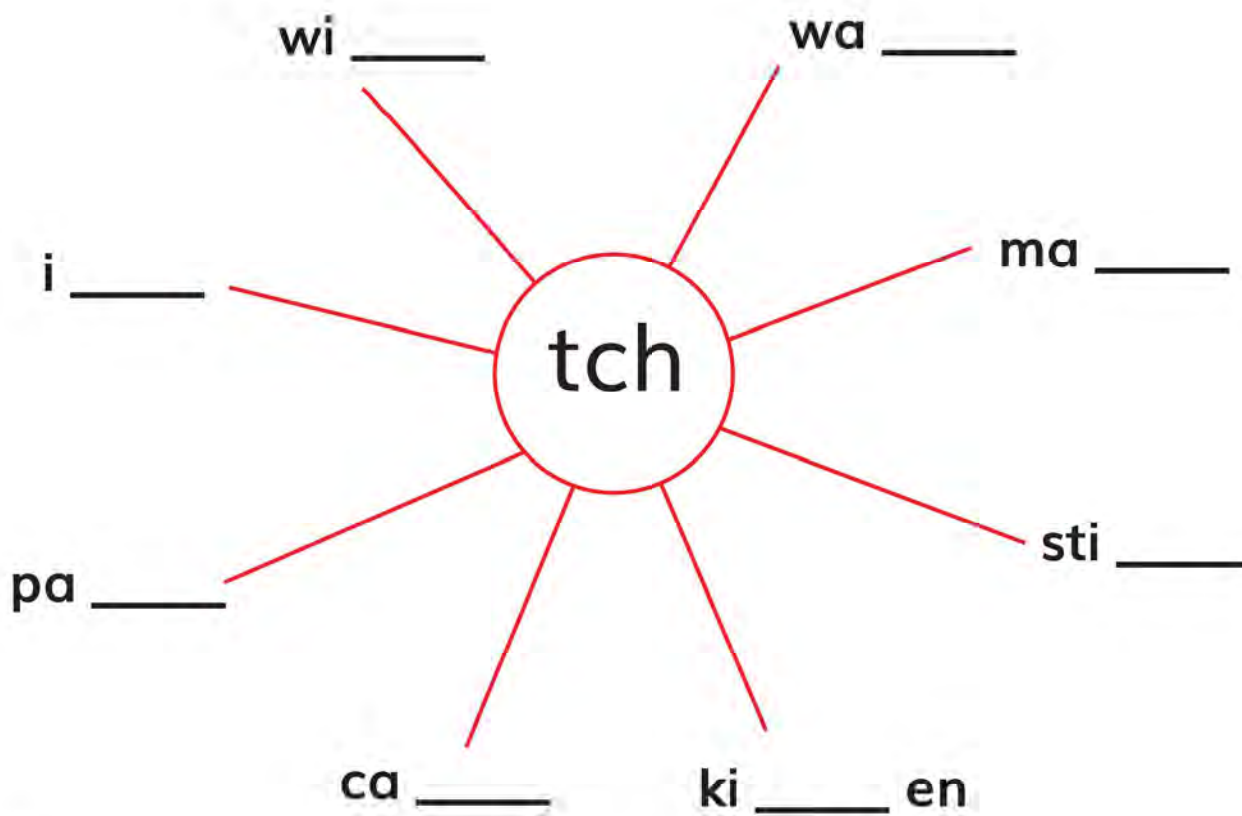


## tch words

The match in the kitchen



Make words with **tch**. Say the words.



## Assessment Activity 5


Look at the picture. Say the word. Write the words on the blanks.



---



---



---



---



---



---

Plural means when there is more than one.

**Add s**

We add **s** to many words to make them plural.



one rose



two roses



one egg



three eggs

1. Fill in the missing words.



one cat



two cats



one \_\_\_\_\_



four fans



one insect



six \_\_\_\_\_



## Add es

For words that end in -ch, -sh, -x and -s, add es.



one bench



three benches



one bush



four bushes



one box



two boxes



one bus



five buses

## Assessment Activity 6

A) Add the correct ending to write the plurals of the words below.

The first one is done for you.

cat

cat<sup>s</sup>

dish

\_\_\_\_\_

dog

\_\_\_\_\_

box

\_\_\_\_\_

horse

\_\_\_\_\_

girl

\_\_\_\_\_

flower

\_\_\_\_\_

watch

\_\_\_\_\_

B) Look at the pictures below. Circle the right word.  
The first one is done for you.



fox / foxes



peach / peaches



brush / brushes



bus / buses



box / boxes



bench / benches

C) Circle all the plurals you can find below.

It was a big, green forest.

The squirrel was sitting on the tree.

The rabbits were playing in the mud.

The birds were flying in the sky.

The foxes were eating peaches.

D) Now draw a picture of your favourite plural words from above.





E) Make plurals by adding **s** or **es**. Write each word in the correct box.

boat goat peach cat fox dog beach bush  
car lunch box ring

s

---

---

---

---

---

---

+ s

es

---

---

---

---

---

---

+es

### Action Words

Verbs are words that show action. They are also called action words.

Ali and Ahmed **read** books.

The word "read" tells you what Ali and Ahmed are doing;  
"read" is a verb.

Let us learn some verbs.



run



write



play



eat



sing



read



sleep



brush



wash



sit



stand



jump



cook



watch



talk



clean



buy



break



teach



build



carry





draw



smile



fly



drink



drive



ride



cry



kick



call



open



shut



knock



**Look, read, match**  
**Ali in the park**



Ali is in the park. What are people doing in the picture?  
Circle the verbs (action words) you can see in the picture.

cry

read

brush

open

draw

sleep

talk

ride

cook

swim

run

break

## Read, identify

Read the poem. Circle the verbs.

I like to jump

I like to run

I like to have some fun

I like to eat

I like to sleep

I like to clean and sweep

I like to sit

I like to stand

I like to hold a hand

I like to write a song

I like to sing

As I play along

I like it when my mother cooks

I like it when she chops vegetables

I like it when she puts the food

For me to eat along

## Assessment Activity 7

Fill in the blanks with the verbs given below.

read

sing

draw

sleep

kick

watch

eat

ride

brush

1. I \_\_\_\_\_ my bicycle.

2. I \_\_\_\_\_ a song.

3. I \_\_\_\_\_ my teeth.

4. I \_\_\_\_\_ the football.

5. I \_\_\_\_\_ a picture.

6. I \_\_\_\_\_ television.

7. I \_\_\_\_\_ rice.

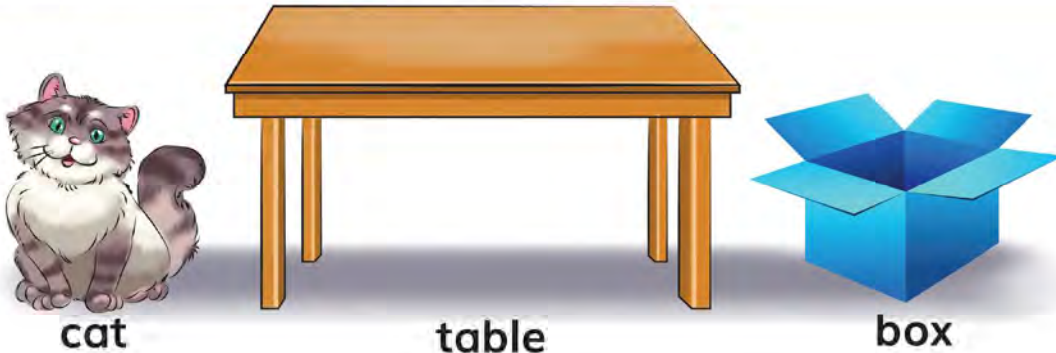
8. I \_\_\_\_\_ my books.

9. I \_\_\_\_\_ at night.

Prepositions show the position of the noun in relation to the object.

Noun: cat

Object: table, box



Where is the cat?






Exercise  
Help us find the cat!

The cat is.....

under the table.



in the box.



near the table.



behind the box.



## Assessment Activity 8

Amna is late for school. Help her find her things.



shoes

lunchbox

bag

uniform

books

on the bed

behind the sofa

under the bed

on the table

in the cupboard

Possessive Pronouns show belonging.

my    our

his   her   their

**Look, say, read**

my/our



I am Ali.

This is my book. This is my bag. This is my shirt.

This is my family. This is my mother, my father, and my sister.





This is our house. This is our cat. This is our motorcycle.

We use 'our' for things that belong to more than one person.

Now write two things that belong to you and to your family.

Things that belong to me...

This is my \_\_\_\_\_.

This is my \_\_\_\_\_.

Things that belong to my family...

This is our \_\_\_\_\_.

This is our \_\_\_\_\_.



## Read and write

Fill in the blanks.

my

our

1. This is \_\_\_\_\_ car.



2. This is \_\_\_\_\_ rabbit.



3. This is \_\_\_\_\_ cow.



4. This is \_\_\_\_\_ apple.



**Look and say**  
his/her



This is my friend. His name is Ahmad.

This is his ball.



This is his cap.




This is his pen.





This is my friend. Her name is Hina.

This is her book.



This is her doll.



This is her bag.





**Look, say, write**

Fill in the blanks with his/her.




This is Ayesha.

This is \_\_\_\_\_ parrot.



This is Hassan.

This is \_\_\_\_\_ watch.



This is Asghar.

This is \_\_\_\_\_ pencil.



This is Mehar.

This is \_\_\_\_\_ book.



Look and say  
their



This is Ahmad. This is Hina.

This is their house.

This is their car.

This is their dog.

Now write three things that belong to your neighbours.

This is their \_\_\_\_\_ .

This is their \_\_\_\_\_ .

This is their \_\_\_\_\_ .

## Assessment Activity 9

Look at the pictures and fill in the blanks with the words below.

his

her

their



This is Ali. This is Hassan.  
This is \_\_\_\_\_ rabbit.



This is Bushra.  
This is \_\_\_\_\_ bicycle.



This is Hamza.  
This is \_\_\_\_\_ ball.



This is Saad. This is Amna.  
This is Zahra.  
This is \_\_\_\_\_ horse.

## Unit 10 Present Tense

The present tense shows an action that happens in the present.

You can add -ing to the end of some verbs (doing words) to show that something is happening now.  
walk + ing = walking

Add -ing to the words. The first one is done for you.

call + ing =

calling

jump + ing =

talk + ing =

kick + ing =

walk + ing =

look + ing =

push + ing =

laugh + ing =



## Assessment Activity 10

Today is Friday.  
What is Zahra doing today?

Circle the correct word. The first one is done for you.



She is (washing/wash)  
her hands.



She is (walking/walk)  
to school.



She is (jump/jumping)  
over a rock.



She is (entering/enter)  
the classroom.



She is (play/playing)  
with her friends.



She is (watch/watching) TV.



## Unit 11 Past Tense

The past tense shows an action that happened in the past.

You can add -ed to the end of some verbs (doing words) to show that an action happened in the past.

walk + ed = walked

Add -ed to the words. The first one is done for you.

call + ed =

called

jump + ed =

talk + ed =

kick + ed =

walk + ed =

look + ed =

push + ed =

laugh + ed =

## Assessment Activity 11

Today is Saturday.  
What did Zahra do yesterday?

Circle the correct word. The first one is done for you.



She (washed/wash)  
her hands.



She (walk/walked)  
to school.



She (jump/jumped)  
over a rock.



She (entered/enter)  
the classroom.



She (played/play)  
with her friends.



She (watch/watched) TV.

**Capital Letters A-Z**

Let us recall the capital letters of the alphabet.

Aa

Bb

Cc

Dd

Ee

Ff

Gg

Hh

Ii

Jj

Kk

Ll

Mm

Nn

Oo

Pp

Qq

Rr

Ss

Tt

Uu

Vv

Ww

Xx

Yy

Zz

## Use Capital Letters and Full Stops

A sentence begins with a capital letter and ends with a full stop.

My name is Ali.

This is my mother.

I like to eat fruits.

Write these sentences again, adding capital letters and full stops. The first one is done for you.

i like you \_\_\_\_\_ I like you.

this is my sister \_\_\_\_\_

mangoes are my favourite \_\_\_\_\_

i am going out \_\_\_\_\_

i want to read \_\_\_\_\_

my name is Ayesha \_\_\_\_\_

he is drinking milk \_\_\_\_\_



The name of a person or place should start with a capital letter.

My cat is called **M**ano.

We live in **L**ahore.

The personal pronoun "I" is always capital.

**I** live in Multan.

**I** like to read books.

Circle the letters that should be capital for each word.  
The first one is done for you.

**a**li

irhan

amina

france

umair

ahmed

england

ahsan

hassan

pakistan

maria

karachi

london


multan

## Myself

Look, say, understand, write



My name is Ali. I am 7 years old.



This is my house.



This is my family.



This is my father.



This is my mother.



This is my sister.  
She is a girl.



This is my brother.  
He is a boy.



This is my cat,  
Mano.



Look, read, write

What is Ali doing? Look at the pictures and complete the sentences using the words given in the box.

reading eating sleeping  
washing playing watching



Ali is \_\_\_\_\_ his face.



Ali is \_\_\_\_\_ breakfast.



Ali is \_\_\_\_\_ his books.



Ali is \_\_\_\_\_ cartoons.



Ali is \_\_\_\_\_ with his cat.



Ali is \_\_\_\_\_ in his bed.



## Think, write, draw

Tell Ali about yourself.

My name is \_\_\_\_\_ .

I am a \_\_\_\_\_. (boy/girl)


I live in a \_\_\_\_\_.

I like to eat \_\_\_\_\_.

I like to play \_\_\_\_\_ .

I am \_\_\_\_\_ years old.

Draw a picture of your family.



## My School

### Look, say, understand

Let us find out what happens when Ali goes to school one day!











## Exercise

A) Let us discuss the story.

1- Where was Ali going to in the morning?

2- Why did the strap of his bag break?

3- What jumped out of Ali's bag?

4- How do you think the cat got into the bag?

B) Look at the words. Fill in the blanks.

opened

jumped

walked

played

1- Ali opened his bag.



2- Ali's friends \_\_\_\_\_ with the cat.




3- Cat \_\_\_\_\_ out of the bag.



4- Ali \_\_\_\_\_ to school.



C) Look around the classroom. What things can you see?  
Circle the words below.



chalk

blackboard

flowers

chair

desk

banana

books

fan

pictures

tree

## My Village: Where is my hen?

### Look and read

Let us help Ali find his hen!



Ali is in his village. He lost his hen.



He looked in the green fields.



He looked near the tubewell.



He looked in the farm.




He looked under the tractor.





He looked near a mud house.



At last, Ali looked inside his room.  
The hen was on his bed.

Help Ali find his hen. Use the words below to trace Ali's journey. The first one is done for you.

He looked inside  
He looked under  
He looked near  
He looked in

the tractor  
the farm  
his room  
the tubewell





## Trip to the Zoo

Look, say, understand, write




Maria and Hassan go to the zoo. They see a . . .



black bear



red snake



grey elephant



orange fish



green parrot



brown horse





white rabbit



blue peacock



yellow lion

Maria is at the zoo. Help her remember the animals.

black \_\_\_\_\_

brown \_\_\_\_\_

red \_\_\_\_\_

green \_\_\_\_\_

grey \_\_\_\_\_

orange \_\_\_\_\_

blue \_\_\_\_\_

white \_\_\_\_\_

yellow \_\_\_\_\_

## Exercise

A) Colour the picture.



B) What is the colour of each of these animals?  
Fill in the blanks. The first one is done for you.

black

red

green

brown

orange

1. red snake



2. \_\_\_\_\_ fish



3. \_\_\_\_\_ parrot



4. \_\_\_\_\_ horse



5. \_\_\_\_\_ bear



# Trip to the Market

Look and say



Maria and Hassan go to the market. Mother is with them.

They buy...

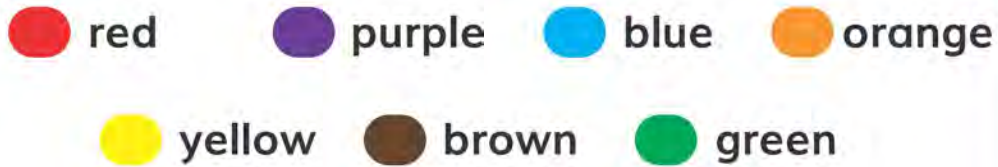
vegetables
carrots
turnips
onions
potatoes
spinach

fruits
apples
bananas
oranges
grapes
mangoes



## Exercise

A) Maria and Hassan come home. Help them tell Baba the colours of fruits and vegetables. The first one is done for you.



red  
carrot



banana



mango



potato



turnip



spinach



apple



onion



grapes

B) Help Maria and Hassan put the words below in the correct boxes.

lion	banana	potato
apple	cat	spinach
turnip	cow	grapes

fruits

_____
_____
_____



vegetables

_____
_____
_____

animals

_____
_____
_____

C) Now draw the picture of your favourite fruit and vegetable.



# Seasons

Look, say, sing

Winter, Spring  
Summer, Fall  
Which do you like  
Best of all?

Winter is cold  
Summer is hot  
Spring is green  
And Fall is not

I can't decide  
I like them all  
Winter, Spring  
Summer, Fall

Helen Moore






## Think and write

Look at pictures of the seasons below.



spring



summer



autumn/fall



winter

Guess the season. Write the name of the season on each blank.

1. It is hot.

\_\_\_\_\_

2. It is cold.

\_\_\_\_\_

3. You see flowers everywhere.

\_\_\_\_\_

4. Leaves fall off trees.

\_\_\_\_\_

### Family Time

Look, say, understand, write

In the evening, Hamza and his family sit together. They use different media sources.



television



newspaper



radio



books



computer



## Exercise

A) What should I choose? Circle the correct option. The first one is done for you.

1. I want to listen to music.



2. I want to watch cartoons.



3. I want to read stories.



4. I want to read the news.



## Unit 16 Means of Transport

### On the Way to School

Look, say, write, understand



Maria and Hassan walk to school together. They see many means of transport on the way.



a car



a bus



a bicycle



a motorcycle



a rickshaw



a truck

## Exercise

A) Look at the pictures. How do your friends come to school?

I come on a bus.



I come \_\_\_\_ a \_\_\_\_.

I \_\_\_\_ on a \_\_\_\_.





### Eid is Here!

The moon is bright  
Oh what a night  
The sky is clear  
Eid is here! Eid is here!



We wash, we pray  
To go to the masjid  
Early in the day  
We greet others on the way

Sweets to share  
New clothes to wear  
With love and care  
Eid is here! Eid is here!

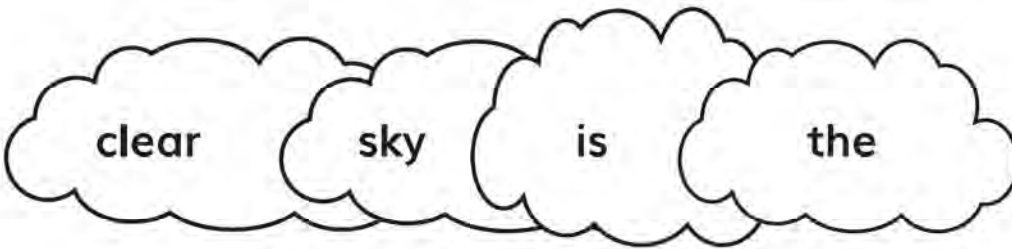


Meet your family  
Give and take Eidi  
But don't forget  
To feed the needy

People are happy  
everywhere  
Eid is here! Eid is here!



Put the words in the correct order. Remember that a sentence starts with a capital letter and ends with a full stop.  
The first one is done for you.

1. 

The sky is clear.

---

2. 

---


3. 

---

4. 

---

## The Little Red Hen

**Look, say, write, understand**


Polly is a little red hen. Once, she wanted to plant some wheat.

She asked the cat for help.  
The cat did not help.  
Polly planted the wheat herself.




She wanted to cut the wheat. She asked the dog for help.  
The dog did not help.  
Polly cut the wheat herself.





Then, she wanted to make bread. She asked the cow for help. The cow did not help. Polly made the bread herself.

The cat, the dog and the cow wanted to eat the bread. Polly ate it herself.



## Exercise

A) Read the story. Complete the sentences.

1. The little red hen wanted to \_\_\_\_\_. (plant wheat/  
play with dolls)
2. She asked \_\_\_\_\_ (the cat/the mouse) for help.
3. The cat did not \_\_\_\_\_. (help/jump)

B) Help the hen find her way by drawing circles around the verbs or action words. The first one is done for you.



ask

hen

cut

wheat

dog

make

red

eat





## The Lion and the Mouse

Look, say, understand, write



Once, there was a big, scary lion. He lived in a forest.



One day, a small mouse woke the lion up. The lion was angry.





He shouted at the mouse. The lion said, "I will eat you!"



The mouse begged, "Please let me go!"  
The lion let the mouse go.



The next day, a hunter came to the jungle. He trapped the lion under a net. The lion shouted, "Help!"



The mouse helped the lion. He cut the net with his sharp teeth. Soon, the lion was free. The lion and the mouse became friends.



## Exercise

A) Use words in the box below to fill in the blanks. The first one is done for you.

happy	forest	net	shouted
trapped	angry	cat	lion
cat	pushed	laughed	mouse

1. The lion lived in a forest.
2. The \_\_\_\_\_ woke the \_\_\_\_\_ up.
3. The lion was \_\_\_\_\_.
4. The lion \_\_\_\_\_ at the mouse.
5. A hunter \_\_\_\_\_ the lion.
6. The mouse cut the \_\_\_\_\_.

B) Tell us where the mouse is!  
Choose words from the box.

over, in, near,  
under, on, behind



The mouse is  
\_\_\_\_\_ the lion.



The mouse is  
\_\_\_\_\_ the leaf.



The mouse is  
\_\_\_\_\_ the pond.



The mouse is  
\_\_\_\_\_ the snake.



The mouse is  
\_\_\_\_\_ the tree.



### Scratch! Itch!

Look, say, understand, write



Miss Amna turned to write on the board. She heard something. Scratch! Scratch! She heard the sound again. She turned around. Hina was scratching her head.

She said, "Don't scratch, Hina."  
But Hina scratched and scratched.



Mona scratched



Nadir scratched



Everybody scratched.

"We have to fight the lice army!"  
said Miss Amna.  
The class asked, "How?"

Miss Amna said, "You should do the following."

Brush your hair  
with a nit comb.



Wash your hair.

Keep yourself clean.



## Exercise

Recall that -tch makes the same sound as -ch. Put the correct word in each box.

itch	chain	pitch
scratch	rich	cheer
chair	stitch	match

ch words

---

---

---

---

---

tch words

---

---

---

---

---



## Look and say

Some other good habits.



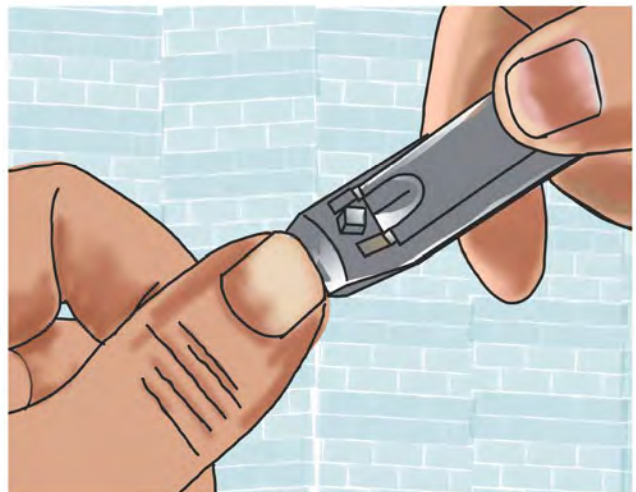
Brush your teeth.



Wash your hands.



Wear clean clothes.



Trim your nails.

## Unit 21 Keeping Our Environment Clean

### Keep it Clean

Look, say, understand, write

Clean your house  
Clean your street  
Keep your school  
Clean and neat



Pick up the trash  
Put it in the bin  
If you litter  
You won't win

Scrub the walls  
Till they shine  
Don't write on them  
Not even a line



## Exercise

A) Words with similar sounds are called 'rhyming words'. Match the words in column A with words of similar sound in column B.

The first one is done for you.

A	B
street	mouse
house	tall
shine	win
wall	neat
bin	line

B) Answer the following questions.

Where should you throw trash?

---

Why is it not good to write on walls?

---



## My Country

Look, say, understand, write



I am Hassan.  
My country is  
Pakistan.  
I am a Pakistani.

Our flag is green  
and white.  
I love my flag.  
I love Pakistan.



14th August is the Independence Day of Pakistan.  
Hassan and Maria like to celebrate Independence Day.



Maria likes Independence Day. She hangs small flags in the house.



Hassan likes Independence Day. He listens to Pakistani national songs on television.

## Exercise

A) Look at the pictures and fill in the blanks with **He/She**.



Maria loves Pakistan.  
\_\_\_\_\_ loves Pakistani food.



Bilal loves Pakistan  
\_\_\_\_\_ loves Pakistani national songs.



Ahma loves Pakistan.  
\_\_\_\_\_ loves Pakistani sweets.

B) Tell your teacher, what do you like about Pakistan?



## The Honest Woodcutter

Look, say, understand, write



Farid is a woodcutter.  
He is very honest.

One day, his wooden axe falls  
in the river. He is very sad.



A fairy comes to the  
woodcutter.  
She tells him, "Don't be sad.  
I will find your axe."



The fairy brings a silver axe from the river. The woodcutter says, "This is not my axe."

She brings a gold axe. The woodcutter says, "This is not my axe."



Then, the fairy brings the wooden axe. The woodcutter is very happy. He says, "This is my axe!" The fairy is happy with the woodcutter for his honesty. She gives him the three axes.






## Exercise

A) Circle the right answer.


1. Which axe falls in the river?



2 . What does the fairy bring from the river first?



3 . Which axe does the woodcutter take?



B) Discuss these questions with your teacher

1. Why did the woodcutter not take the gold or silver axe?

2. Why was the fairy happy with the woodcutter?



## Unit 24 Numbers 1-50

### Look, say and write

Recall how we write numbers from 1-10 in English. Write the numbers. The first one is done for you.

1	one	one
2	two	
3	three	
4	four	
5	five	
6	six	
7	seven	
8	eight	
9	nine	
10	ten	

Now you will learn how to write numbers 11-19 in English.  
Write the numbers. The first one is done for you.

11	eleven	eleven
12	twelve	
13	thirteen	
14	fourteen	
15	fifteen	
16	sixteen	
17	seventeen	
18	eighteen	
19	nineteen	

Now we will learn how to write numbers 20, 30, 40, 50 in English. Write the numbers. The first one is done for you.

20	twenty	twenty
30	thirty	
40	forty	
50	fifty	

Now write some other numbers in English. The first one is done for you.

21	twenty-one	twenty-one
22	twenty-two	
23	twenty-three	
34	thirty-four	
35	thirty-five	
36	thirty-six	



47	forty-seven	
48	forty-eight	
49	forty-nine	

Write the following numbers in English. The first one is done for you.

15 fifteen

25 \_\_\_\_\_

27 \_\_\_\_\_

39 \_\_\_\_\_

43 \_\_\_\_\_

45 \_\_\_\_\_

50 \_\_\_\_\_

## Jog Your Memory

Look, say and write

### Colours



white



purple



green



orange



blue



brown



red



yellow



black



pink

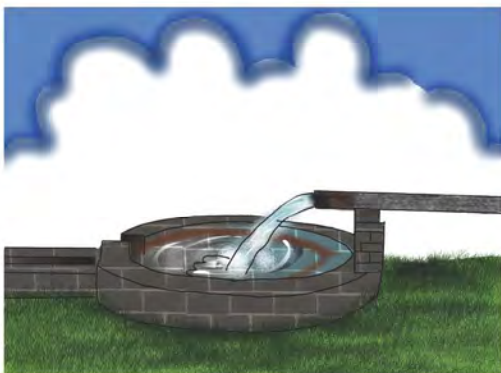
## Things in a village



crops



plough



tubewell



canal



tractor



house



## Things in a hospital



doctor



nurse



medicines



injection



bandage

## Things in a city



bus stop



bus



bridge



park



airport



hospital



police station



fire station



post office




Things I eat/drink.



tea



water



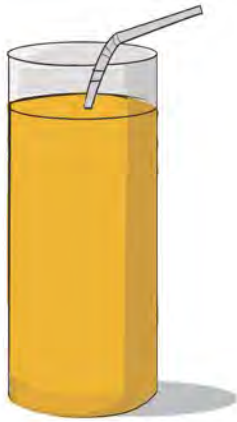
bread



rice




chicken



juice



fruits



fish

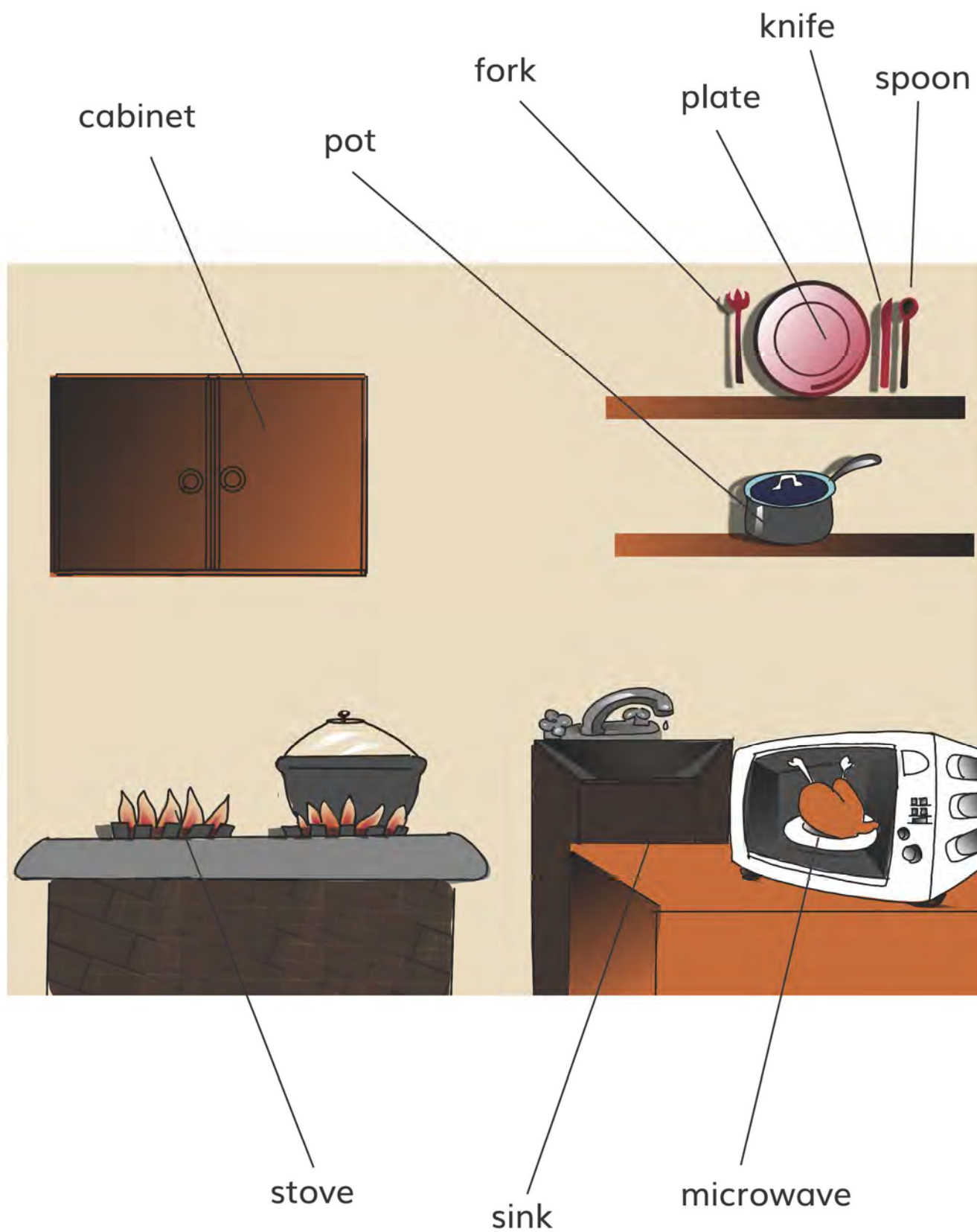


vegetables



mutton

## Things in a kitchen





## Things in a park

